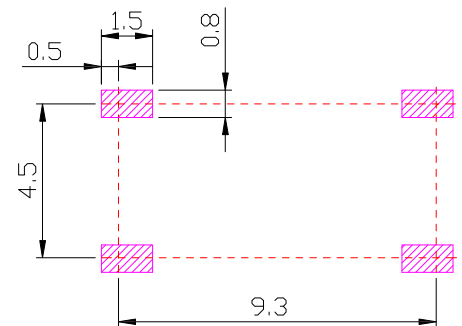
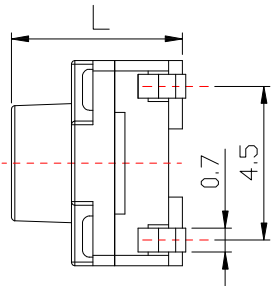
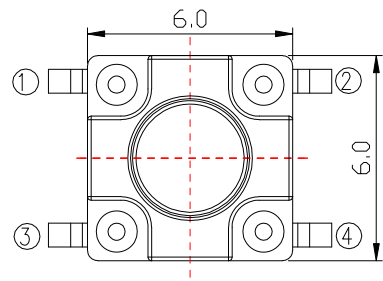
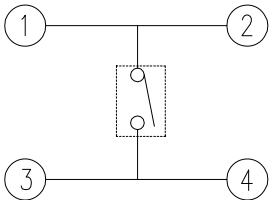
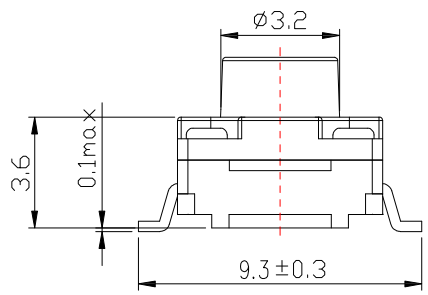




IP67



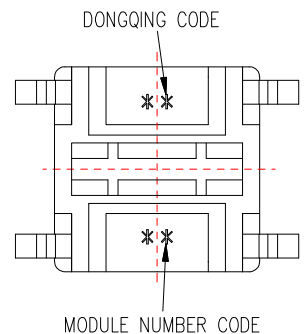
P.C.B MOUNTING PATTERN DIMENSION



CIRCUIT DIAGRAM

SPECIFICATIONS

Rating	DC 12V 50mA Max.		
Contact Resistance	50mΩ Max.		
Travel	0.30 ± 0.10 mm		
Operating Force	2	180 ± 50gf	3 230 ± 50gf
Operating Life (cycles)	100,000		



F	WATERPROOF	1	SILICONE RUBBER(Black)	
E	SPRING	1	SUS	Ag plated
D	BUTTON	1	PA9T(Black)	
C	COVER	1	PA9T(Black)	
B	CONTACT	1	BRASS	Ag plated
A	HOUSING	1	PPA(Black)	
NO.	DESCRIPTION	QTY	MATERIAL	PLATING

MODEL NO.	TS-A20WS1	TS-A20WS1A	TS-A20WS1AL	TS-A20WS1Q	TS-A20WS1QL	TS-A20WS1B	TS-A20WS1C	TS-A20WS1CL	TS-A20WS1DL	TS-A20WS1D	TS-A20WS1Y	TS-A20WS1W	TS-A20WS1WL	TS-A20WS1FL	TS-A20WS1K
L (mm)	4.30	5.00	5.50	6.00	6.50	7.00	8.00	8.50	9.00	9.50	10.00	11.00	11.50	12.00	13.00



TOLERANCE UNLESS OTHERWISE STATED :
 Up to 5 ±0.2
 Above 5 ~ 15 ±0.3
 Above 15 ~ 30 ±0.4
 Above 30 ~ 50 ±0.5
 Angle ±0.3

3RD. ANGEL'S

UNITS MM

DRAWN BY:	DATE	MAT'L	TITLE	SWITCH
Jack Lu	11/11/20		MODLE	TACT SWITCH WATERPROOF PITCH :9.3mm
CHECKED BY:	DATE	FINISH	SCALE	1 : 1
Jacky Chen	11/11/20		DWG NO.	TS-A20WS1x-x-S360
APPROVED BY:	DATE	SHEET NO.	PART NO.	TS-A20WS1x-x-S360
Tony Kao	11/11/20	1 of 1		

ITEM NO.	DESCRIPTION	DRAWN	DATE