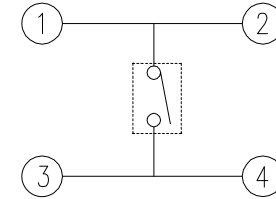
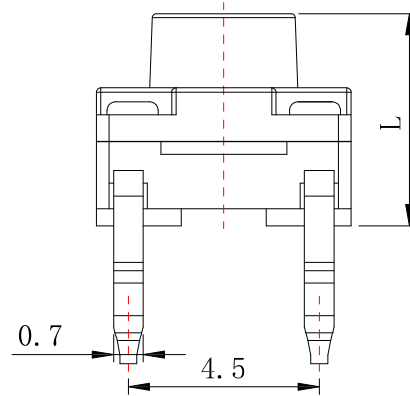
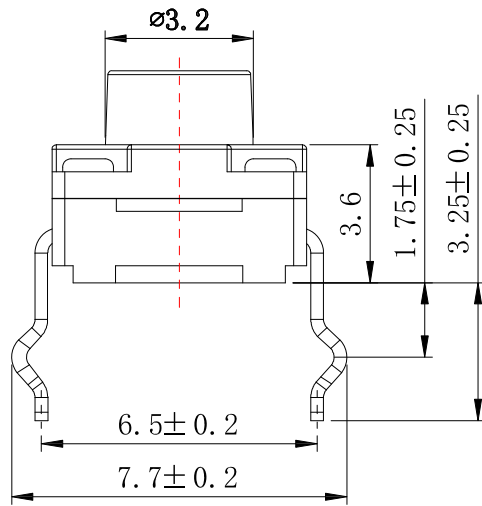


P.C.B LAYOUT
MOUNTING PATTERN



CIRCUIT DIAGRAM

Knob Height

Model	L(mm)
TS-A20W	4.3
TS-A20WA	5.0
TS-A20WQ	6.0
TS-A20WQL	6.5
TS-A20WB	7.0
TS-A20WC	8.0
TS-A20WCL	8.5
TS-A20WDS	9.0
TS-A20WD	9.5

SPECIFICATIONS

Rating	DC 12V 50mA Max.
Contact Resistance	50mΩ Max.
Travel	0.30 ± 0.10 mm
Operating Force	2 180 ± 50gf 3 230 ± 50gf
Operating Life (cycles)	100,000
Waterproof Level	IP67

NO	PARTS NAME	MATERIAL	Q'TY	FINISH
1	HOUSING	PPA(Black)	1	
2	CONTACT	BRASS	1	Ag PLATE
3	COVER	PA66(Black)	1	
4	BUTTON	PA66(Black)	1	
5	SPRING	STAINLESS	1	Ag PLATE
6	WATERPROOF1	PE	1	
7	WATERPROOF2	SILICONE RUBBER(White)	1	

東莞市高迪電子有限公司
DONG GUAN GAO DI ELECTRONICS CO., LTD

TOLERANCE UNLESS OTHERWISE STATED:
Up to 5 ±0.2
Above 5 ~ 15 ±0.3
Above 15 ~ 30 ±0.4
Above 30 ~ 50 ±0.5
Angle ±0.3

3RD. ANGEL'S



UNITS

MM

DRAWN BY: Jack Lu
CHECKED BY: Jacky Chen
APPROVED BY: Tony Kao

DATE: 08/06/19
DATE: 08/06/19
DATE: 08/06/19

MAT'L
FINISH
SCALE: 1 : 1
SHEET NO. 1 of 1

TITLE: SWITCH
MODLE: 防水型 TACT SWITCH DIP TYPE
DWG NO.: TS-A20Wx-x-S360
PART NO.: TS-A20Wx-x-S360

SIZE: A4
VER: R1

ITEM NO.	DESCRIPTION	DRAWN	DATE
1	新增选项	Jack	080619