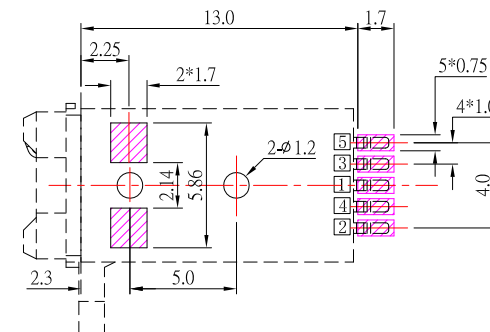
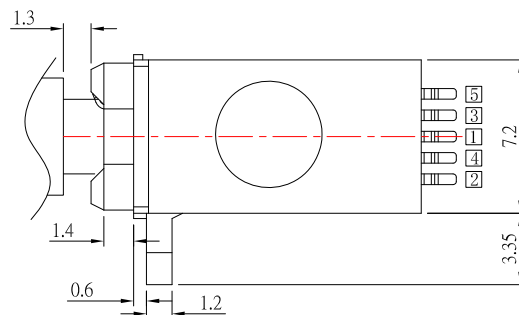
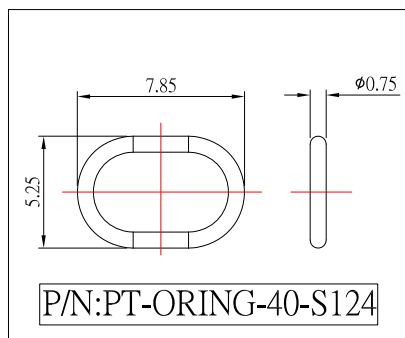
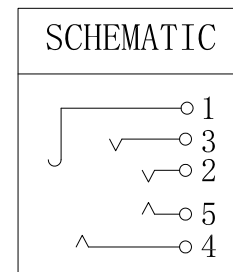
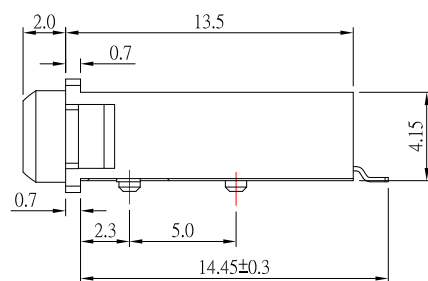
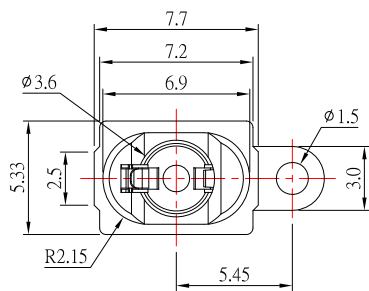


IP67

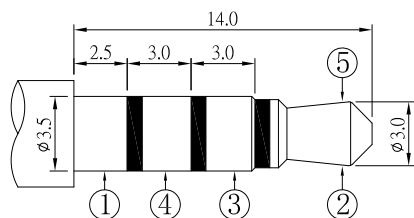


PCB Layout
(Top view)

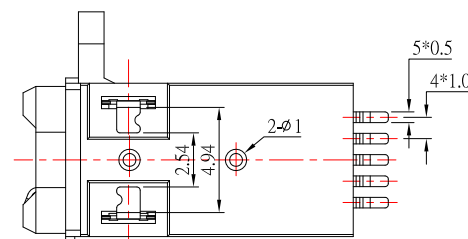


SPECIFICATION

- 1. Rating: 30V DC , 2.0A
- 1. Contact resistance : $\leq 30m\Omega$
- 2. Insulation resistance : $\geq 100M\Omega$
- 3. Withstand voltage : 500VAC
- 5. Insertion and extraction force : 3-30N
- 6. Life test : 5,000 cycles
- 7. Waterproof Level: IP67



ø3.50mm 4 POLE PLUG



NO.	DESCRIPTION	QTY	MATERIAL	PLATING
9	RUBBER RING	1	SILICA GEL	WHITE
8	COVER	1	PA9T	
7	HOUSING	1	PA9T	
6	6# CONTACT FOOT	2	PHOSPHOR BRONZE	Au-Plating
5	5# CONTACT FOOT	1	PHOSPHOR BRONZE	Au-Plating
4	4# CONTACT FOOT	1	PHOSPHOR BRONZE	Au-Plating
3	3# CONTACT FOOT	1	PHOSPHOR BRONZE	Au-Plating
2	2# CONTACT FOOT	1	PHOSPHOR BRONZE	Au-Plating
1	1# CONTACT FOOT	1	PHOSPHOR BRONZE	Au-Plating

東莞市高迪電子有限公司
DONG GUAN GAO DI ELECTRONICS CO., LTD

TOLERANCE UNLESS OTHERWISE STATED:
 Up to 5 ±0.2
 Above 5 ~ 15 ±0.3
 Above 15 ~ 30 ±0.4
 Above 30 ~ 50 ±0.5
 Angle ±0.3

3RD. ANGEL'S

UNITS MM

DRAWN BY:	DATE	MAT'L	TITLE	JACK
Jack Lu	12/20/23			
CHECKED BY:	DATE	FINISH	MODLE	3.5mm PHONE JACK 防水型
Jacky Chen	12/20/23			
APPROVED BY:	DATE	SCALE	DWG NO.	PJ-WPS3954-S124
Tony Kao	12/20/23	1 : 1		
		SHEET NO.	PART NO.	PJ-WPS3954-S124
		1 of 1		

ITEM NO.	DESCRIPTION	DRAWN	DATE