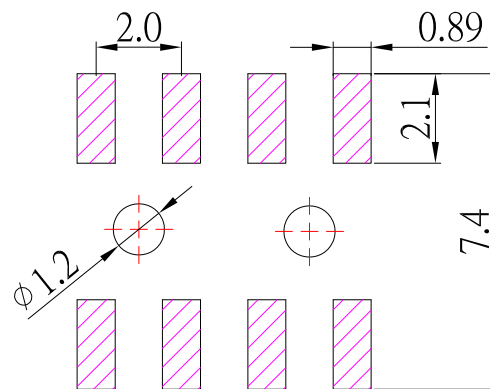
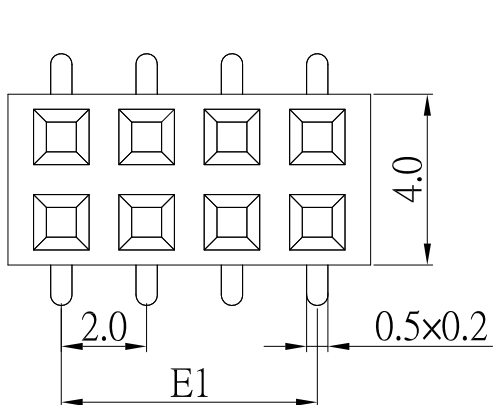




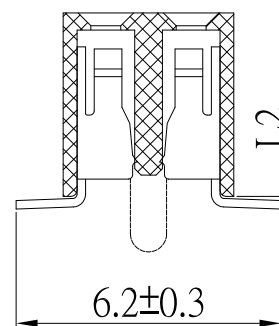
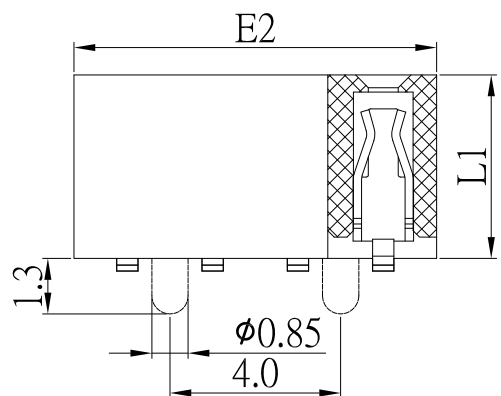
Pin數	尺寸E1	尺寸E2
2x2	2.0	4.5
2x3	4.0	6.5
2x4	6.0	8.5
2x5	8.0	10.5
2x6	10.0	12.5
2x7	12.0	14.5
2x8	14.0	16.5
2x9	16.0	18.5
2x10	18.0	20.5
2x11	20.0	22.5
2x12	22.0	24.5
2x13	24.0	26.5
2x14	26.0	28.5
2x15	28.0	30.5
2x16	30.0	32.5
2x17	32.0	34.5
2x18	34.0	36.5
2x19	36.0	38.5
2x20	38.0	40.5
2x21	40.0	42.5
2x22	42.0	44.5
2x23	44.0	46.5
2x24	46.0	48.5
2x25	48.0	50.5
2x26	50.0	52.5
2x27	52.0	54.5
2x28	54.0	56.5
2x29	56.0	58.5
2x30	58.0	60.5
2x31	60.0	62.5
2x32	62.0	64.5
2x33	64.0	66.5
2x34	66.0	68.5
2x35	68.0	70.5
2x36	70.0	72.5
2x37	72.0	74.5
2x38	74.0	76.5
2x39	76.0	78.5
2x40	78.0	80.5



RECOMMENDED PCB LAYOUT

FH-B51-32xxx-S304

	L1	L2	PIN數
A	4.00	0.30	
B	2.00	0.30	
C	4.30	0.30	
D	2.20	0.30	



SPECIFICATIONS:

- 1.Current Rating : 1.5AMP
- 2.Insulation Resistance : 1,000MΩ Min
- 3.Dielectric Withstanding : 500V AC
- 4.Contact Resistance : 20mΩ Max

MATERIALS:

- 1.Contact Material : Phosphor Bronze
- 2.Insulator Material : PA6T,UL94V-0
- 3.Contact plating : Au over Ni



TOLERANCE UNLESS OTHERWISE STATED :
 Up to 5 ±0.2
 Above 5 ~ 15 ±0.3
 Above 15 ~ 30 ±0.4
 Above 30 ~ 50 ±0.5
 Angle ±0.3

3RD. ANGEL'S



UNITS

MM

DRAWN BY: Jack Lu
 CHECKED BY: Jacky Chen
 APPROVED BY: Tony Kao

DATE: 06/26/19
 DATE: 06/26/19
 DATE: 06/26/19

MATL		TITLE	Female Header
FINISH		MODLE	Female Header 雙排 SMT 有柱, 膠體 4.0
SCALE	1 : 1	DWG NO.	FH-B51-32xxx-S304
SHEET NO.	1 of 1	PART NO.	FH-B51-32xxx-S304

ITEM NO.	DESCRIPTION	DRAWN	DATE
1	新增選項	Jack	062619