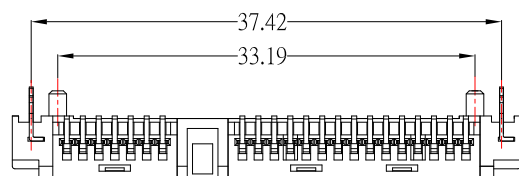
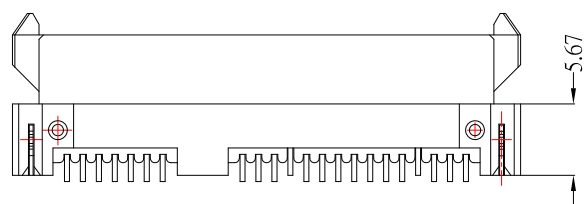
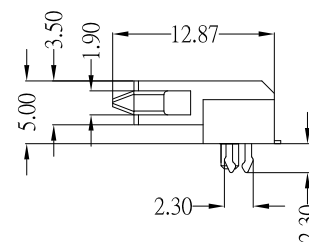
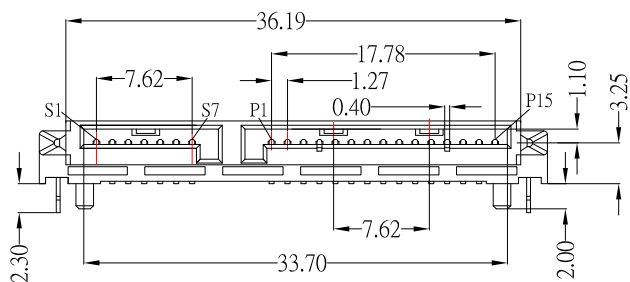


RECOMMENDED PCB LAYOUT



SPECIFICATION:

1.MATERIAL:

- 1.1 HOUSING: LCP , UL 94V-0 , Black.
- 1.2 CONTACT: PHOSPHOR BRONZE
- 1.3 BOARD LOCK: BRASS

2.Finish:

- 2.1 CONTACT: PLATED GOLD IN MATING AREA ;
TIN PLATED ON SOLDER BALLS ;
NICKEL UNDER PLATED OVERALL
- 2.2 BOARD LOCK: TIN PLATED ON SOLDER BALLS ;
NICKEL UNDER PLATED OVERALL

2	新增尺寸	Jack	092023
1	新增PIN編號	Jack	081623
ITEM NO.	DESCRIPTION	DRAWN	DATE

東莞市高迪電子有限公司
DONG GUAN GAO DI ELECTRONICS CO., LTD

TOLERANCE UNLESS OTHERWISE STATED :
Up to 5 ±0.2
Above 5 ~ 15 ±0.3
Above 15 ~ 30 ±0.4
Above 30 ~ 50 ±0.5
Angle ±0.3

3RD. ANGEL'S



UNITS MM

DRAWN BY:	DATE	MAT'L	TITLE	CONNECTOR
Jack Lu	09/20/23		MODLE	SATA 7+15P 母座 R/A 板上SMT H:5.0 mm
CHECKED BY:	DATE	FINISH	DWG NO.	SATA-F22-50S1-S268
Jacky Chen	09/20/23	SCALE 1 : 1	PART NO.	SATA-F22-50S1-S268
APPROVED BY:	DATE	SHEET NO.	1 of 1	SIZE A4 VER R2
Tony Kao	09/20/23			