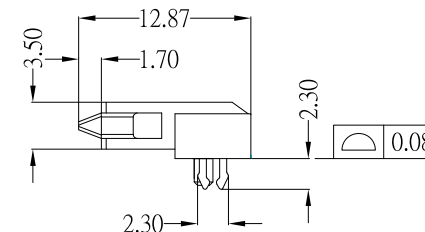
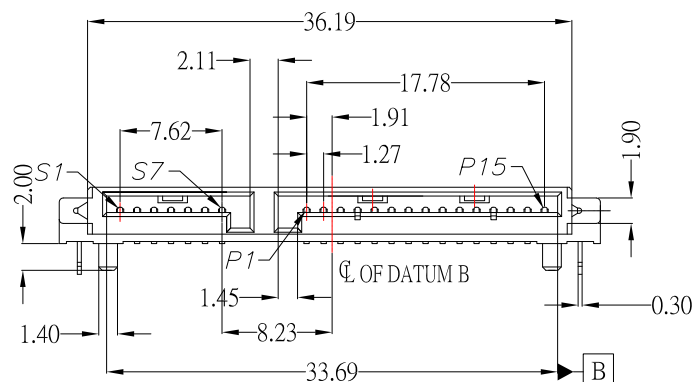


RECOMMENDED PCB LAYOUT



SATA-F22-42S1Ax-S268

鍍層厚度:

Blank : 1u"
2 : 15u"
3 : 30u"

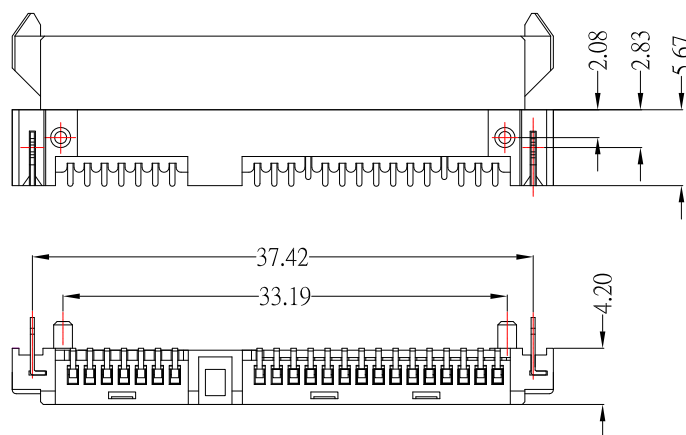
SPECIFICATION:

1.MATERIAL:

- 1.1 HOUSING: LCP , UL 94V-0 , Black.
- 1.2 CONTACT: PHOSPHOR BRONZE
- 1.3 BOARD LOCK: BRASS

2.Finish:

- 2.1 CONTACT: PLATED GOLD IN MATING AREA ;
TIN PLATED ON SOLDER BALLS ;
NICKEL UNDER PLATED OVERALL
- 2.2 BOARD LOCK: TIN PLATED ON SOLDER BALLS ;
NICKEL UNDER PLATED OVERALL



東莞市高迪電子有限公司
DONG GUAN GAO DI ELECTRONICS CO., LTD

TOLERANCE UNLESS OTHERWISE STATED:
Up to 5 ±0.2
Above 5 ~ 15 ±0.3
Above 15 ~ 30 ±0.4
Above 30 ~ 50 ±0.5
Angle ±0.3

3RD. ANGEL'S



UNITS MM

DRAWN BY:	DATE	MAT'L	TITLE	CONNECTOR
Jack Lu	04/08/15		MODLE	SATA 7+15PIN F/R/A SMT H:4.2mm 板上型
CHECKED BY:	DATE	FINISH	DWG NO.	SATA-F22-42S1Ax-S268
Jacky Chen	04/08/15		PART NO.	SATA-F22-42S1Ax-S268
APPROVED BY:	DATE	SCALE	SHEET NO.	1 of 1
Tony Kao	04/08/15	1 : 1		

1	更新為A0版	Jack	040815
ITEM NO.	DESCRIPTION	DRAWN	DATE