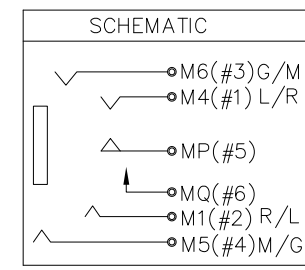


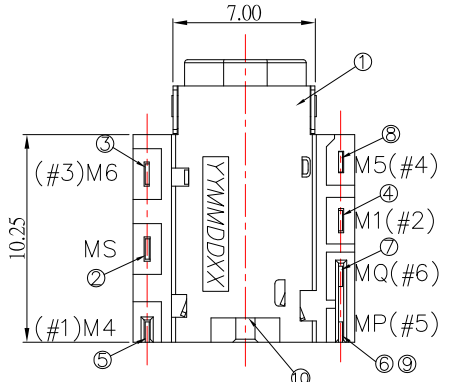
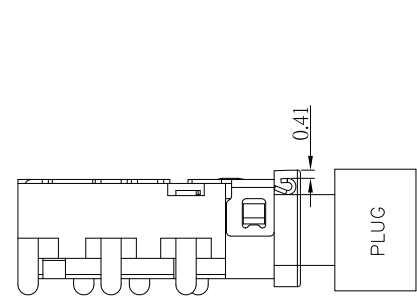
P.C.B LAYOUT  
TOP VIEW



SPECIFICATION

- 1.Contact resistance :  $\leq 50m\Omega$  ;
- 2.Insulation resistance :  $\geq 100M\Omega$  ;
- 3.Withstand voltage : 250VAC ;
- 4.Insertion and extraction force : 3-30N;
- 5.life test : 5,000 cycles °

ITEM	DESCRIPTIONs	MATERIAL	FINISH	Q'TY
⑩	DUMMY PIN	STAINLESS STEEL	—	1
⑨	SEPARATOR	PA9T	BLACK	1
⑧	M5_CONTACT	C5210	GOLD FLASH ON CONTACT AREA.AND SOLDER AREA ALL OVER Ni	1
⑦	MQ_SHUNT	C5210		1
⑥	MP_CONTACT	C5210		1
⑤	M4_CONTACT	C5210		1
④	M1_CONTACT	C5210		1
③	M6_CONTACT	C5210		1
②	MS_SHELL	C5210	Ni	1
①	P1_HOUSING	PA9T	BLACK	1



東莞市高迪電子有限公司  
DONG GUAN GAO DI ELECTRONICS CO., LTD

TOLERANCE UNLESS OTHERWISE STATED :  
Up to 5 ±0.2  
Above 5 ~ 15 ±0.3  
Above 15 ~ 30 ±0.4  
Above 30 ~ 50 ±0.5  
Angle ±0.3

3RD. ANGEL'S

UNITS MM

DRAWN BY:	DATE	MAT'L	TITLE	JACK
Jack Lu	11/09/22			
CHECKED BY:	DATE	FINISH	MODLE	PHONE JACK
Jacky Chen	11/09/22			
APPROVED BY:	DATE	SCALE	DWG NO.	PJ-T3R8A-HF-S214
Tony Kao	11/09/22	1 : 1		
		SHEET NO.	PART NO.	PJ-T3R8A-HF-S214
		1 of 1		

ITEM NO.	DESCRIPTION	DRAWN	DATE