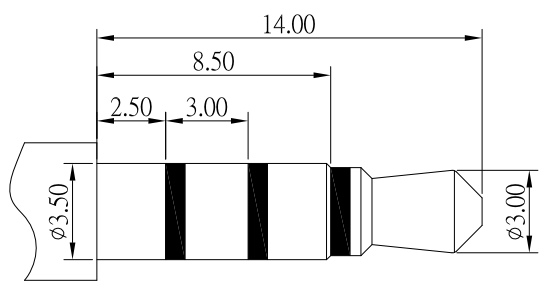
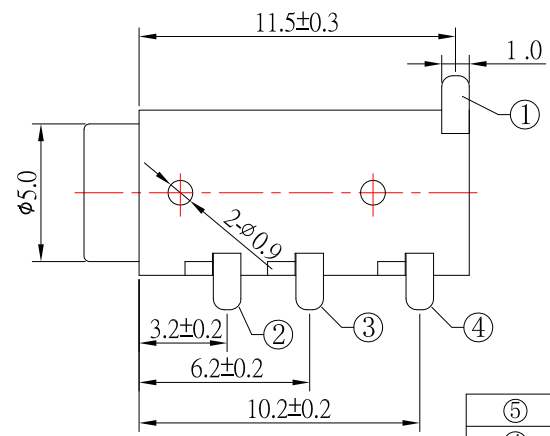


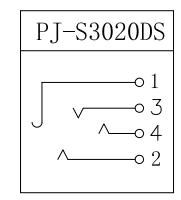
P.C.B LAYOUT
TOP VIEW



φ3.50mm 4 POLE PLUG



SCHEMATIC



SPECIFICATIONS

1. Rating : DC 30V, 1.0A ;
2. Contact resistance : ≤30mΩ ;
3. Insulation resistance : ≥100MΩ ;
4. Withstand voltage : 500VAC ;
5. Insertion and extraction force : 3-20N;
6. life test : 5,000 cycles °

NO.	DESCRIPTION	QTY	MATERIAL	PLATING
⑤	HOUSING	1	LCP	
④	4# CONTACT FOOT	1	PHOSPHOR BRONZE	Sn-Plating
③	3#CONTACT FOOT	1	PHOSPHOR BRONZE	Sn-Plating
②	2# CONTACT FOOT	1	PHOSPHOR BRONZE	Sn-Plating
①	1# CONTACT FOOT	1	PHOSPHOR BRONZE	Sn-Plating

ITEM NO.	DESCRIPTION	DRAWN	DATE
7	更新鍍層	Jack	101521
6	更新材質	Jack	091421
5	新增上視圖	Jack	040119
4	更新樣式及尺寸	Jack	032819
3	更新PLUG尺寸	Jack	050918
2	更新圖面	Jack	080317
1	更新材質	Jack	080117

東莞市高迪電子有限公司
DONG GUAN GAO DI ELECTRONICS CO., LTD

TOLERANCE UNLESS OTHERWISE STATED:
 Up to 5 ±0.2
 Above 5 ~ 15 ±0.3
 Above 15 ~ 30 ±0.4
 Above 30 ~ 50 ±0.5
 Angle ±0.3°

3RD. ANGEL'S

UNITS MM

DRAWN BY:	DATE	MAT'L	TITLE	JACK	
Jack Lu	10/15/21				
CHECKED BY:	DATE	FINISH	MODLE	PHONE JACK	
Jacky Chen	10/15/21				
APPROVED BY:	DATE	SCALE	DWG NO.	PJ-S3020DS-S124	
Tony Kao	10/15/21	1 : 1			
SHEET NO.	1 of 1	PART NO.	PJ-S3020DS-S124	SIZE	A4
				VER	R7