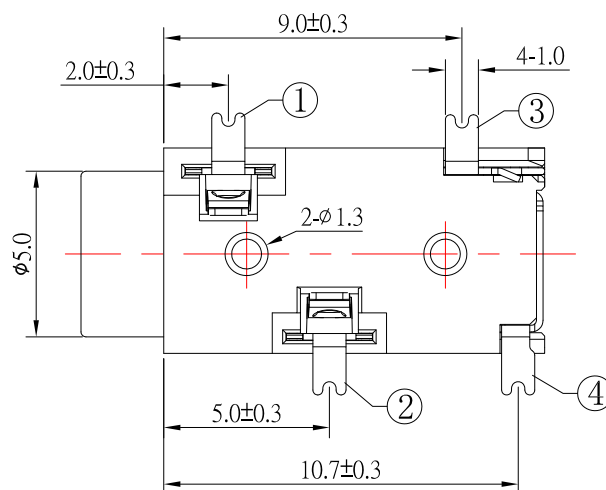
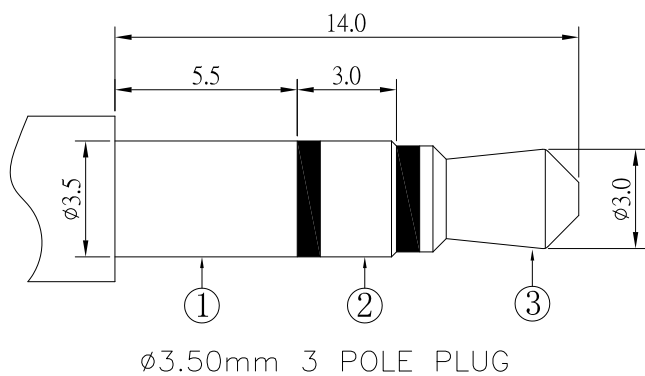
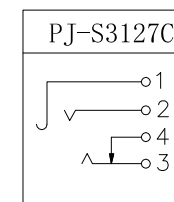


P.C.B LAYOUT
TOP VIEW



SCHMATIC



SPECIFICATION

1. Rating : DC 30V , 1.0A ;
2. Contact resistance : ≤ 30mΩ ;
3. Insulation resistance : ≥ 100MΩ ;
4. Withstand voltage : 500VAC ;
5. Insertion and extraction force : 3-30N;
6. life test : 5,000 cycles .

No	PART NAME	QTY	MATERIAL	REMARK
5	HOUSING	1	PA9T	
4	CURVE PIECE	1	BRASS	Sn-Plating
3	SPRING PIECE	1	PHOSPHOR BRONZE	Sn-Plating
2	CONTACT FOOT	1	PHOSPHOR BRONZE	Sn-Plating
1	CONTACT FOOT	1	PHOSPHOR BRONZE	Sn-Plating



TOLERANCE UNLESS OTHERWISE STATED:
 Up to 5 ±0.2
 Above 5 ~ 15 ±0.3
 Above 15 ~ 30 ±0.4
 Above 30 ~ 50 ±0.5
 Angle ±0.3°

3RD. ANGEL'S



UNITS MM

DRAWN BY:	DATE	MAT'L	TITLE	JACK
Jack Lu	09/19/22		MODLE	PHONE JACK
CHECKED BY:	DATE	SCALE	DWG NO.	PJ-S3127C-S124
Jacky Chen	09/19/22	1 : 1	PART NO.	PJ-S3127C-S124
APPROVED BY:	DATE	SHEET NO.	1 of 1	
Tony Kao	09/19/22			

ITEM NO	DESCRIPTION	DRAWN	DATE
1	更新圖面	Jack	091922