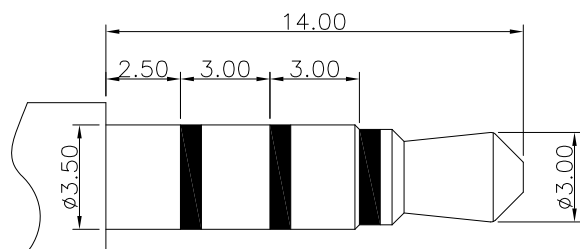
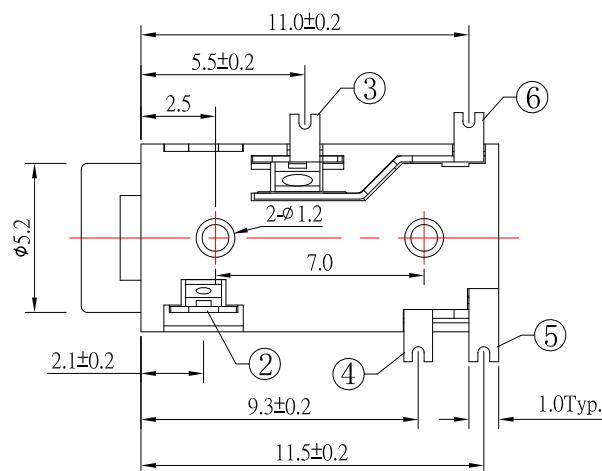


P.C.B LAYOUT
TOP VIEW



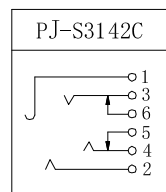
ø3.50mm 4 POLE PLUG



SPECIFICATION

1. Rating : DC 30V 0.5A
2. Contact resistance : $\leq 30m\Omega$
3. Insulation resistance : $\geq 100M\Omega$
4. Withstand voltage : 500VAC
5. Insertion and extraction force : 3-20N
6. life test : 5,000 cycles

SCHEMATIC



NO.	DESCRIPTION	QTY	MATERIAL	PLATING
⑦	HOUSING	1	PA9T	
⑥	6#CONTACT FOOT	1	BRASS	Ag-Plating
⑤	5#CONTACT FOOT	1	BRASS	Ag-Plating
④	4#CONTACT FOOT	1	PHOSPHOR BRONZE	Ag-Plating
③	3#CONTACT FOOT	1	PHOSPHOR BRONZE	Ag-Plating
②	2#CONTACT FOOT	1	PHOSPHOR BRONZE	Ag-Plating
①	1#CONTACT FOOT	1	PHOSPHOR BRONZE	Ag-Plating



TOLERANCE UNLESS OTHERWISE STATED

Up to 5 ±0.2
Above 5 ~ 15 ±0.3
Above 15 ~ 30 ±0.4
Above 30 ~ 50 ±0.5
Angle ±0.3°

3RD. ANGEL'S



UNITS MM

DRAWN BY:	DATE	MAT'L	TITLE	JACK
Jack Lu	06/05/20			
CHECKED BY:	DATE	FINISH	MODLE	PHONE JACK
Jacky Chen	06/05/20			
APPROVED BY:	DATE	SCALE	DWG NO.	PJ-S3142C-S124
Tony Kao	06/05/20	1 : 1		
		SHEET NO.	PART NO.	PJ-S3142C-S124
		1 of 1		

ITEM NO.	DESCRIPTION	DRAWN	DATE
3	新增PCB LAYOUT尺寸	Jack	060520
2	更新尺寸	Jack	070819
1	更新樣式及SCHEMATIC標項	Jack	041819