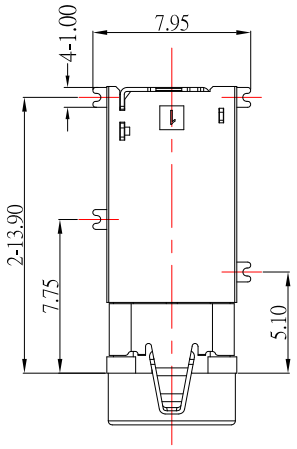

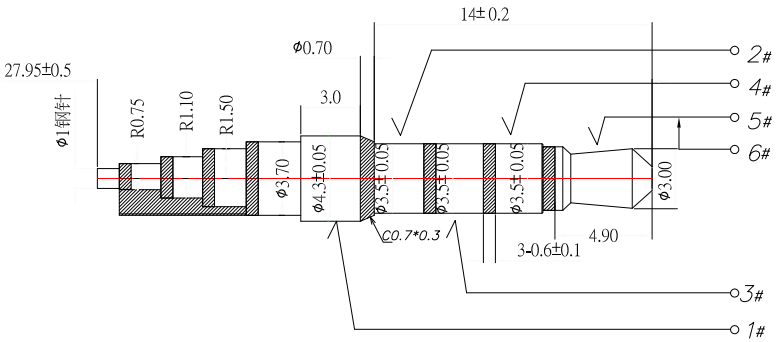

(Φ3.50mm POLE PLUG DETAIL DRAWING)

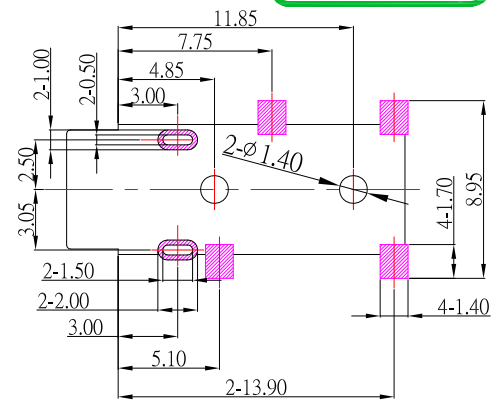

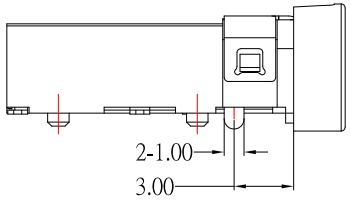

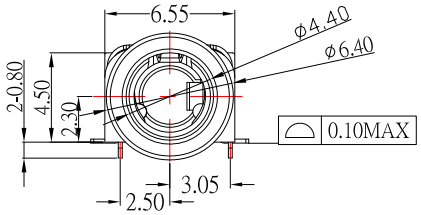

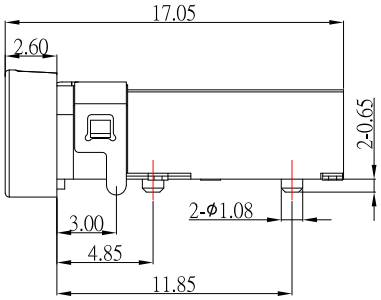

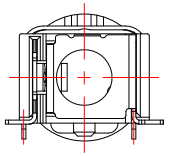

P.C.B LAYOUT MOUNTING PATTERN
(TOP VIEW)

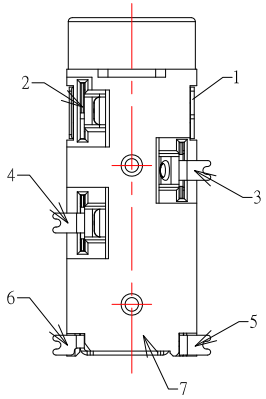

SCHEMATIC

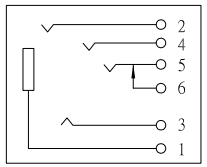

SPECIFICATION

1.Rating ：DC 12V , 1.0A；
2.Contact resistance：≤ 100mΩ ；
3.Insulation resistance：≥1000MΩ ；
4.Withstand voltage：500VAC ；
5.Insertion and extraction force：3-30N
6.life test：5,000 cycles。

ITEM	NAME	Q'TY	DESCRIPTION
7	HOUSING	1	HIGH TEMPERATURE;COLOR BLACK
6	TERMINAL 6#	1	PHOSPHOR BRONZE; NICKEL UNDER PLATING OVERALL,GOLD FLASH PLATING ON SOLDER AREA ;GOLD FLASH PLATING ON CONTACT AREA
5	TERMINAL 5#	1	STAINLESS STEEL; NICKEL UNDER PLATING OVERALL,GOLD FLASH PLATING ON SOLDER AREA ;GOLD FLASH PLATING ON CONTACT AREA
4	TERMINAL 4#	1	PHOSPHOR BRONZE; NICKEL UNDER PLATING OVERALL,GOLD FLASH PLATING ON SOLDER AREA ;GOLD FLASH PLATING ON CONTACT AREA
3	TERMINAL 3#	1	
2	TERMINAL 2#	1	
1	TERMINAL 1#	1	STAINLESS STEEL; NICKEL UNDER PLATING OVERALL,GOLD FLASH PLATING OVERALL;

ITEM NO.	DESCRIPTION	DRAWN	DATE
1	更新圖面	Jack	052921

東莞市高迪電子有限公司
DONG GUAN GAO DI ELECTRONICS CO., LTD

TOLERANCE UNLESS OTHERWISE STATED：
Up to 5 ±0.2
Above 5 ~ 15 ±0.3
Above 15 ~ 30 ±0.4
Above 30 ~ 50 ±0.5
Angle ±0.3°

3RD. ANGEL'S | UNITS | MM

		DATE
DRAWN BY:	Jack Lu	05/29/21
CHECKED BY:	Jacky Chen	05/29/21
APPROVED BY:	Tony Kao	05/29/21

MAT'L		TITLE	JACK
FINISH		MODLE	3.5 PHONE JACK 5 POLES
SCALE	1 : 1	DWG NO.	PJ-S53062-S214
SHEET NO.	1 of 1	PART NO.	PJ-S53062-S214

SIZE A4 | VER R1