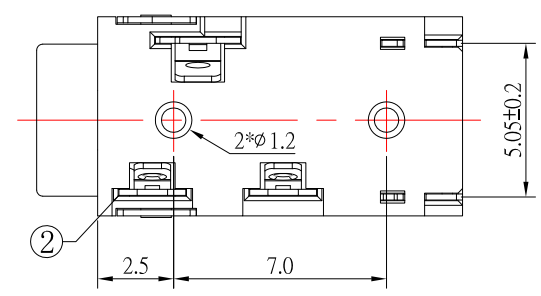
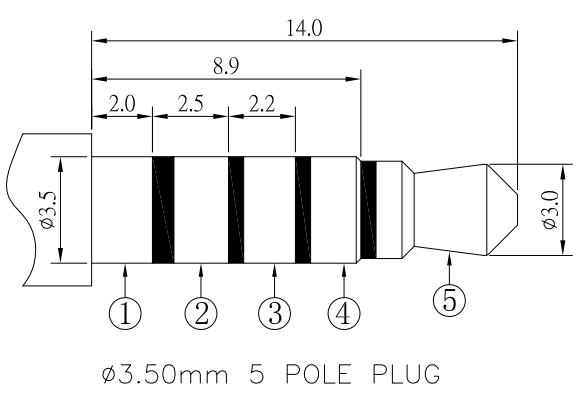
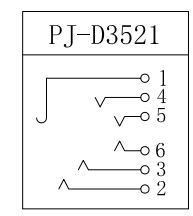


P.C.B LAYOUT
TOP VIEW



SCHEMATIC



SPECIFICATION

1. Rating : DC 30V , 0.5A ;
2. Contact resistance : ≤ 30mΩ ;
3. Insulation resistance : ≥ 100MΩ ;
4. Withstand voltage : 500VAC ;
5. Insertion and extraction force : 3-30N;
6. life test : 5,000 cycles °

No	PART NAME	QTY	MATERIAL	REMARK
⑦	HOUSING	1	PA9T	
⑥	CURVE PIECE	1	BRASS	Ag-Plating
⑤	5# CONTACT FOOT	1	PHOSPHOR BRONZE	Ag-Plating
④	4# CONTACT FOOT	1	PHOSPHOR BRONZE	Ag-Plating
③	3# CONTACT FOOT	1	PHOSPHOR BRONZE	Ag-Plating
②	2# CONTACT FOOT	1	PHOSPHOR BRONZE	Ag-Plating
①	1# CONTACT FOOT	1	PHOSPHOR BRONZE	Ag-Plating



TOLERANCE UNLESS OTHERWISE STATED:
 Up to 5 ±0.2
 Above 5 ~ 15 ±0.3
 Above 15 ~ 30 ±0.4
 Above 30 ~ 50 ±0.5
 Angle ±0.3°

3RD. ANGEL'S

UNITS MM

DRAWN BY:	DATE	MAT'L	TITLE	JACK
Jack Lu	11/16/21			
CHECKED BY:	DATE	FINISH	MODLE	PHONE JACK 5POLE
Jacky Chen	11/16/21			
APPROVED BY:	DATE	SCALE	DWG NO.	PJ-D3521-S124
Tony Kao	11/16/21	1 : 1		
		SHEET NO.	PART NO.	PJ-D3521-S124
		1 of 1		
			SIZE	A4
			VER	R1

ITEM NO	DESCRIPTION	DRAWN	DATE
1	更新MODLE	Jack	111621