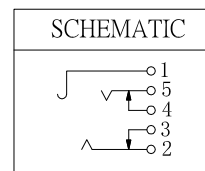
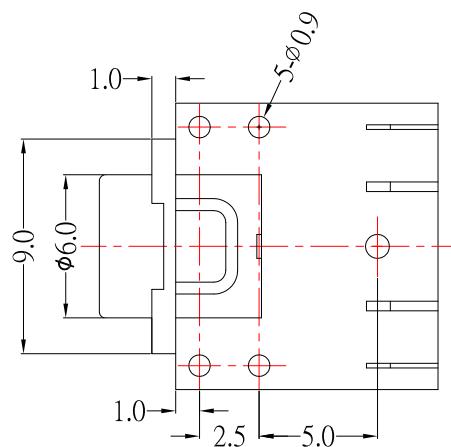
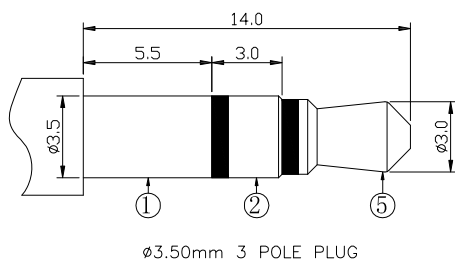


P.C.B LAYOUT MOUNTING PATTERN  
(TOP VIEW)



**SPECIFICATION**

1. Rating : DC 30V , 0.5A ;
2. Contact resistance :  $\leq 30m\Omega$  ;
3. Insulation resistance :  $\geq 100M\Omega$  ;
4. Withstand voltage : 500VAC ;
5. Insertion and extraction force : 3-20N
6. life test : 5,000 cycles °

6	HOUSING	1	PBT	
5	CONTACT FOOT #5	1	Phosphor Bronze	Sn-Plating
4	CONTACT FOOT #4	1	Brass	Sn-Plating
3	CONTACT FOOT #3	1	Brass	Sn-Plating
2	CONTACT FOOT #2	1	Stainless Steel	Sn-Plating
1	CONTACT FOOT #1	1	Phosphor Bronze	Sn-Plating
NO.	DESCRIPTION	QTY	MATERIAL	REMARK

**東莞市高迪電子有限公司**  
DONG GUAN GAO DI ELECTRONICS CO., LTD

TOLERANCE UNLESS OTHERWISE STATED :  
 Up to 5 ±0.2  
 Above 5 ~ 15 ±0.3  
 Above 15 ~ 30 ±0.4  
 Above 30 ~ 50 ±0.5  
 Angle ±0.3°

3RD. ANGEL'S

UNITS MM

DRAWN BY:	DATE	MAT'L	TITLE	JACK
Jack Lu	04/12/22		MODLE	PHONE JACK
CHECKED BY:	DATE	FINISH	SCALE	1 : 1
Jacky Chen	04/12/22		DWG NO.	PJ-3615-S124
APPROVED BY:	DATE	SHEET NO.	PART NO.	PJ-3615-S124
Tony Kao	04/12/22	1 of 1		

ITEM NO.	DESCRIPTION	DRAWN	DATE
2	更新圖面和料號	Jack	041222
1	更新plug圖	Jack	052418

SIZE A4  
VER R2