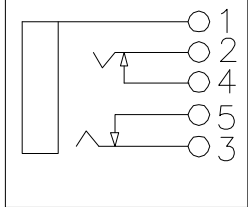


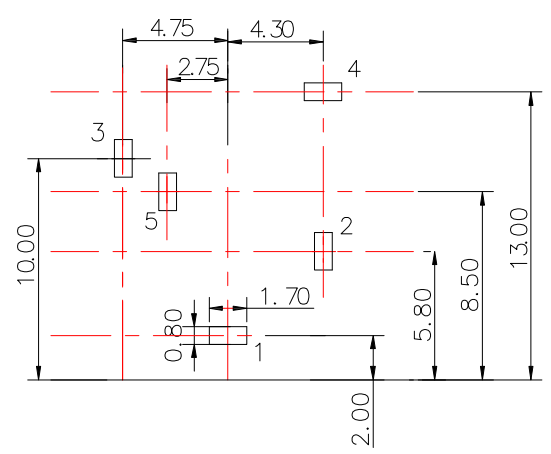
Internal construction

PJ-3525N

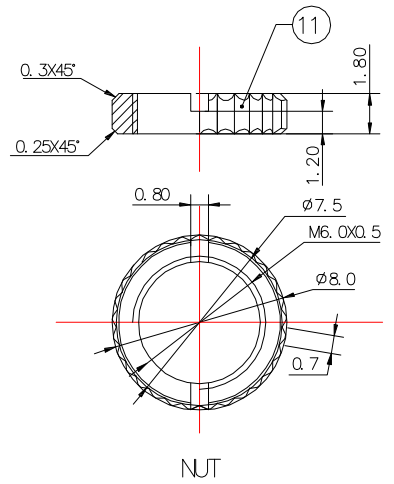


SPECIFICATION

- 1. Rating : DC 30V 1.0A
- 2. Contact resistance : $\leq 100m\Omega$
- 3. Insulation resistance : $\geq 100M\Omega$
- 4. Withstand voltage : 500VAC
- 5. Insertion and extraction force : 3-25N
- 6. life test : 5,000 cycles



PCB LAYOUT



NUT

NO.	DESCRIPTION	QTY	MATERIAL	PLATING
⑪	NUT	1	H59	Ni-Plating
⑩	SPRING-5	1	72A	Ni-Plating
⑨	SPRING-3	1	72A	Ni-Plating
⑧	SOCKET	1	H59	Ni-Plating
⑦	COVER	1	PC	Transparent
⑥	HOUSING	1	PA66	Black
⑤	TERMINAL-5	1	BRASS	Ag-Plating
④	TERMINAL-4	1	BRASS	Ag-Plating
③	TERMINAL-3	1	BRASS	Ag-Plating
②	TERMINAL-2	1	BRASS	Ag-Plating
①	TERMINAL-1	1	BRASS	Ag-Plating
NO.	DESCRIPTION	QTY	MATERIAL	PLATING



東莞市高迪電子有限公司
DONG GUAN GAO DI ELECTRONICS CO., LTD

TOLERANCE UNLESS OTHERWISE STATED:
 Up to 5 ±0.2
 Above 5 ~ 15 ±0.3
 Above 15 ~ 30 ±0.4
 Above 30 ~ 50 ±0.5
 Angle ±0.3°

3RD. ANGEL'S

UNITS MM

DRAWN BY:	DATE	MAT'L	TITLE	JACK
Jack Lu	11/03/15			
CHECKED BY:	DATE	FINISH	MODLE	PHONE JACK
Jacky Chen	11/03/15			
APPROVED BY:	DATE	SCALE	DWG NO.	PJ-3525N-S258
Tony Kao	11/03/15	1 : 1	PART NO.	PJ-3525N-S258
		SHEET NO.	1 of 1	
				SIZE A4
				VER R2

ITEM NO.	DESCRIPTION	DRAWN	DATE
2	新增SPEC	Jack	110315
1	更新材質	Jack	091815