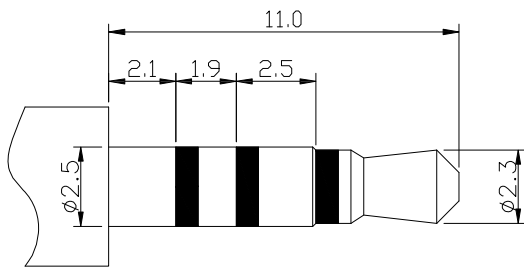
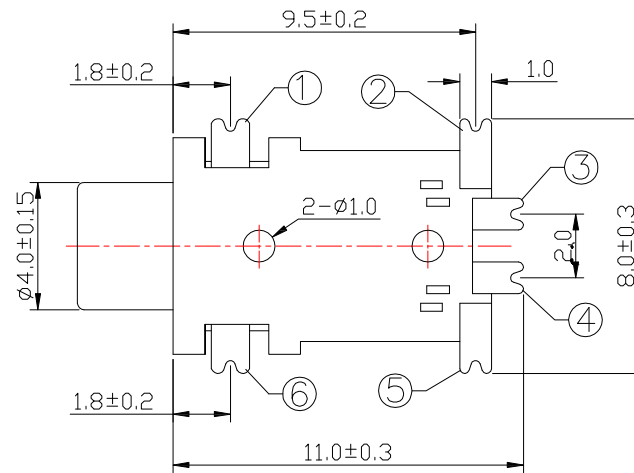


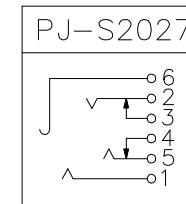
P.C.B LAYOUT
TOP VIEW



ø2.50mm 4 POLE PLUG



SCHEMATIC



SPECIFICATION

- 1.Rating : DC 30V, 0.5A ;
- 2.Contact resistance : ≤ 30mΩ ;
- 3.Insulation resistance : ≥ 100MΩ ;
- 4.Withstand voltage : 500VAC ;
- 5.Insertion and extraction force : 3-20N
- 6.life test : 5,000 cycles °

NO.	DESCRIPTION	QTY	MATERIAL	PLATING
7	HOUSING	1	PA9T	
6	CONTACT FOOT	1	PHOSPHOR BRONZE	Ag-Plating
5	SPRING PIECE	1	PHOSPHOR BRONZE	Ag-Plating
4	CONTACT FOOT	1	BRASS	Ag-Plating
3	CONTACT FOOT	1	BRASS	Ag-Plating
2	SPRING PIECE	1	PHOSPHOR BRONZE	Ag-Plating
1	CONTACT FOOT	1	PHOSPHOR BRONZE	Ag-Plating



TOLERANCE UNLESS OTHERWISE STATED:
 Up to 5 ±0.2
 Above 5 - 15 ±0.3
 Above 15 - 30 ±0.4
 Above 30 - 50 ±0.5
 Angle ±0.3°

3RD. ANGEL'S

UNITS MM

DRAWN BY:	DATE	MAT'L	TITLE	JACK
Jack Lu	07/26/19			
CHECKED BY:	DATE	FINISH	MODLE	PHONE JACK
Jacky Chen	07/26/19			
APPROVED BY:	DATE	SCALE	DWG NO.	PJ-S2027-S124
Tony Kao	07/26/19	1 : 1		
		SHEET NO.	PART NO.	PJ-S2027-S124
		1 of 1		
				SIZE A4
				VER R

ITEM NO.	DESCRIPTION	DRAWN	DATE