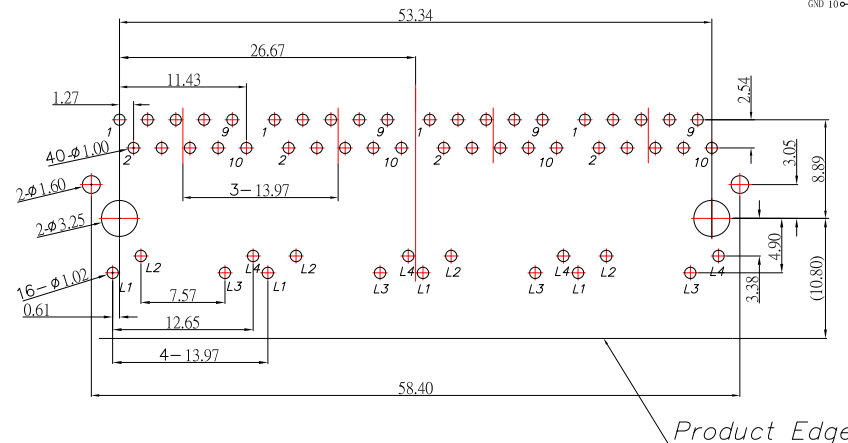
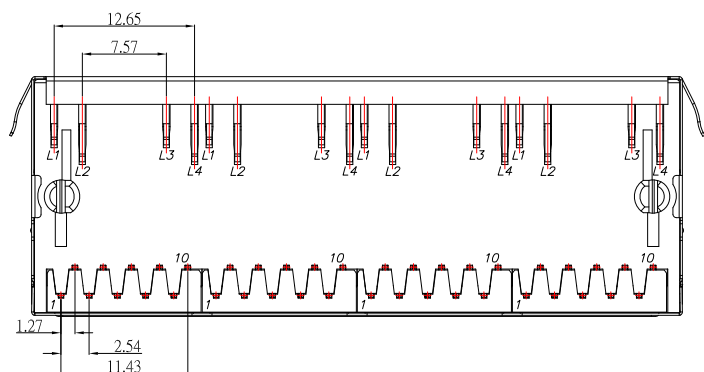


SCHMATIC



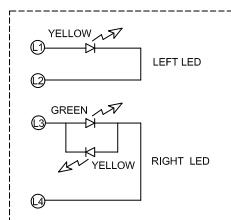
PCB LAYOUT MOUNTING PATTERN

LED Specification

Standard LED Color	LED Wavelength	Foward(A)	Foward(V)
Green	568nm	20mA	1.85-2.45V
Yellow	585nm	20mA	1.7-2.2V

ELECTRICAL SPECIFICATIONS AT 25°C

INSERTION LOSS db max	Return Loss dB min				Crosstalk(db TYP)			Common Mode Rejection (dB TYP)		Hipot(vrms)
	1-100MHz	1-30MHz	30-60MHz	60-80MHz	1-30MHz	30-60MHz	60-80MHz	1-50MHz	50-150MHz	
-1,0	-18	-16	-12	-30	-30	-30	-30	-30	-30	1500



SPECIFICATIONS

Material:

- 1.Housing : PBT ,Black
- 2.Contact : Phosphor Bronze , Gold Plating over Nickel
- 3.Shield : SUS

Environmental:

- 1.Operation Temperature : 0°C ~ +70°C



TOLERANCE UNLESS OTHERWISE STATED :
 Up to 5 ±0.2
 Above 5 ~ 15 ±0.3
 Above 15 ~ 30 ±0.4
 Above 30 ~ 50 ±0.5
 Angle ±0.3°

3RD. ANGEL'S UNITS MM

DRAWN BY:	DATE	MAT'L	TITLE	RJ45
Jack Lu	11/25/19			
CHECKED BY:	DATE	FINISH	MODLE	RJ45 1x4 PORT WTRANSFORMER 1001000BASE WLED YGY
Jacky Chen	11/25/19			
APPROVED BY:	DATE	SCALE	DWG NO.	MJ45-4QA7FA-YGY-S307
Tony Kao	11/25/19	1 : 1	PART NO.	MJ45-4QA7FA-YGY-S307
		SHEET NO.	1 of 1	SIZE A4
				VER R

ITEM NO.	DESCRIPTION	DRAWN	DATE