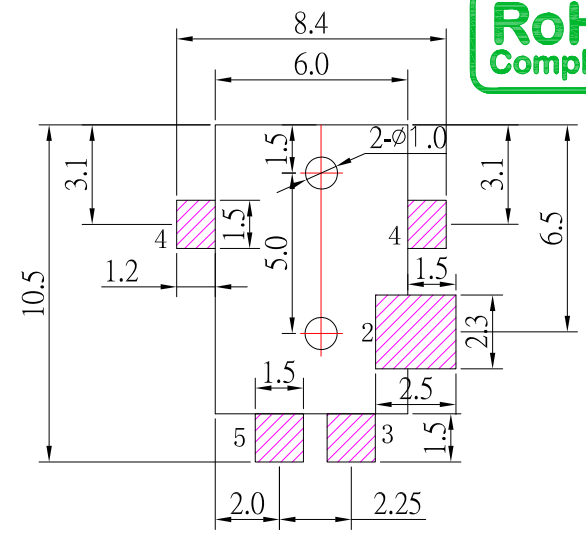


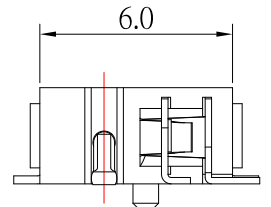
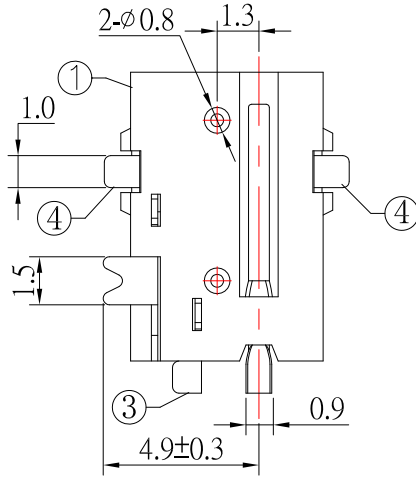
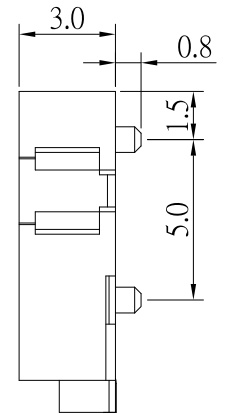
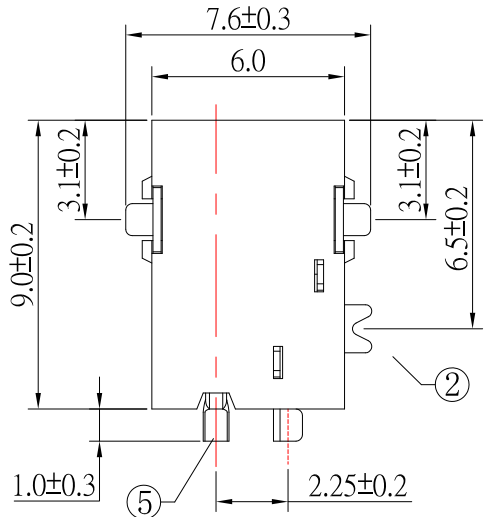
RECOMMENDED PLUG



P.C.B LAYOUT MOUNTING PATTERN (TOP VIEW)

SPECIFICATION

1. Rating : DC 30V , 1.0A
2. Contact resistance :  $\leq 30m\Omega$
3. Insulation resistance :  $\geq 100M\Omega$
4. Withstand voltage : 500VAC
5. Insertion and extraction force : 2-20N
6. life test : 5,000 cycles °



MODEL NO.	DC-057D-0.65
SCHEMATIC	

NO.	DESCRIPTION	QTY	MATERIAL	PLATING
⑤	PIN	1	BRASS	Ni-Plating
④	CURVE PIECE	1	BRASS	Ag-Plating
③	CURVE PIECE	1	BRASS	Au-Plating
②	SPRING	1	SUS	Ag-Plating
①	HOUSING	1	PA9T	



TOLERANCE UNLESS OTHERWISE STATED :  
 Up to 5 ±0.2  
 Above 5 ~ 15 ±0.3  
 Above 15 ~ 30 ±0.4  
 Above 30 ~ 50 ±0.5  
 Angle ±0.3°

3RD. ANGEL'S



UNITS

MM

DRAWN BY: Jack Lu  
 CHECKED BY: Jacky Chen  
 APPROVED BY: Tony Kao

DATE: 11/18/22  
 DATE: 11/18/22  
 DATE: 11/18/22

MAT'L: JACK  
 FINISH: DC JACK  
 SCALE: 1 : 1  
 SHEET NO.: 1 of 1  
 TITLE: JACK  
 MODLE: DC JACK  
 DWG NO.: DC-057D-0.65-S124  
 PART NO.: DC-057D-0.65-S124

ITEM NO.	DESCRIPTION	DRAWN	DATE
3	更新鍍層	Jack	111822
2	新增尺寸	Jack	120820
1	更新材質	Jack	052118

SIZE: A4  
 VER: R3