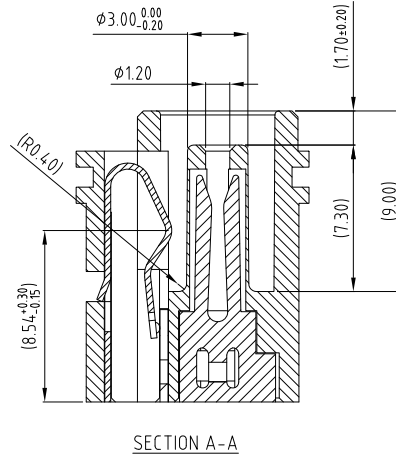
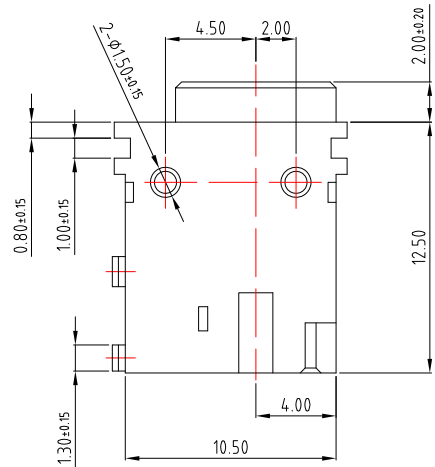
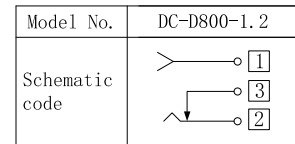


P.C.B LAYOUT
TOP VIEW



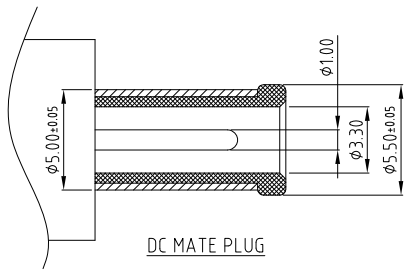
SECTION A-A



Circuit Diagram □:Terminal No.

SPECIFICATION

- 1.Rating : DC 20V , 5.0A
- 2.Contact resistance : $\leq 30m\Omega$
- 3.Insulation resistance : $\geq 100M\Omega$
- 4.Withstand voltage : 500VAC
- 5.Insertion and extraction force : 3-30N
- 6.life test : 5,000 cycles



DC MATE PLUG

④	Shunt terminal	③	1	C2680	Tin or Silver plating
③	Tip spring	②	1	C5210	Tin or Silver plating
②	Center pin	①	1	C2680	Tin or Silver plating
①	Housing		1	PA9T or PBT	Black
NO.	DESCRIPTION	Q' TY	MATERIAL	REMARK	

東莞市高迪電子有限公司
DONG GUAN GAO DI ELECTRONICS CO., LTD

TOLERANCE UNLESS OTHERWISE STATED:
 Up to 5 ±0.2
 Above 5 ~ 15 ±0.3
 Above 15 ~ 30 ±0.4
 Above 30 ~ 50 ±0.5
 Angle ±0.3

3RD. ANGEL'S

UNITS MM

DRAWN BY:	DATE	MATL	TITLE	JACK
Jack Lu	11/28/19		MODLE	DC JACK DIP TYPE
CHECKED BY:	DATE	FINISH	SCALE	1 : 1
Jacky Chen	11/28/19		DWG NO.	DC-D800-1.2-S214
APPROVED BY:	DATE	SHEET NO.	PART NO.	DC-D800-1.2-S214
Tony Kao	11/28/19	1 of 1		
			SIZE	A4
			VER	R

ITEM NO.	DESCRIPTION	DRAWN	DATE