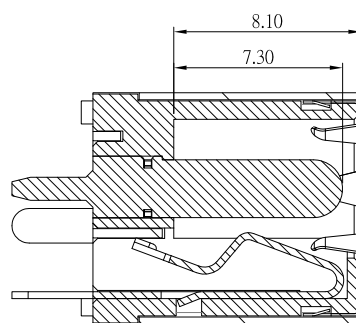
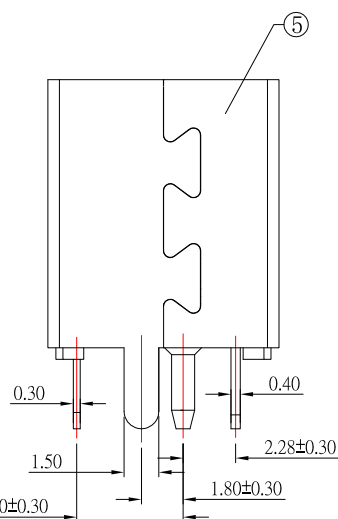


P.C.B LAYOUT
TOP VIEW

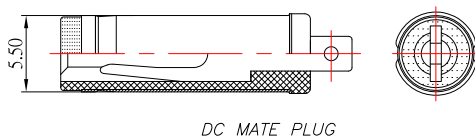


SECTION

MODEL NO.	DC-D1842V-x-S214
SCHEMATIC	
CENTER PIN	$\phi 2.00$ mm
	$\phi 2.50$ mm
	$\phi 3.00$ mm

SPECIFICATION

- Rating : DC 48V, 5.5A ;
- Contact resistance : $\leq 30m\Omega$;
- Insulation resistance : $\geq 100M\Omega$;
- Withstand voltage : 500VAC ;
- Insertion and extraction force : 3-30N;
- life test : 5,000 cycles .



DC MATE PLUG

6	SPRING PIECE	1	SUS	
5	COAT	1	IRON	Ni-Plating
4	PIN	1	ZINC ALLOY	Ni-Plating
3	CONTACT FOOT	1	BRASS	Ag-Plating
2	SPRING PIECE	1	PHOSPHOR BRONZE	Ag-Plating
1	HOUSING	1	PA9T	
NO.	DESCRIPTION	QTY	MATERIAL	REMARK

東莞市高迪電子有限公司
DONG GUAN GAO DI ELECTRONICS CO., LTD

TOLERANCE UNLESS OTHERWISE STATED:

Up to 5 ±0.2
Above 5 ~ 15 ±0.3
Above 15 ~ 30 ±0.4
Above 30 ~ 50 ±0.5
Angle ±0.3°

3RD. ANGEL'S



UNITS MM

DRAWN BY:	DATE	MAT'L	TITLE	JACK
Jack Lu	08/27/20		MODLE	DC JACK
CHECKED BY:	DATE	FINISH	SCALE	1 : 1
Jacky Chen	08/27/20		DWG NO.	DC-D1842V-x-S214
APPROVED BY:	DATE	SHEET NO.	PART NO.	DC-D1842V-x-S214
Tony Kao	08/27/20	1 of 1		

ITEM NO.	DESCRIPTION	DRAWN	DATE