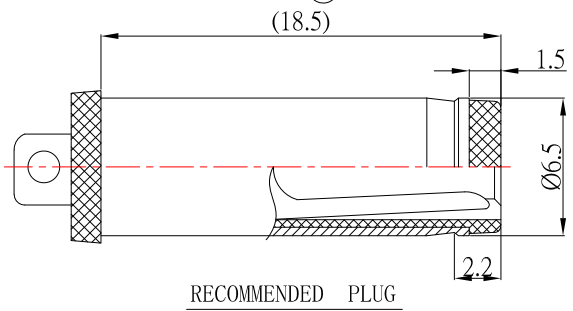
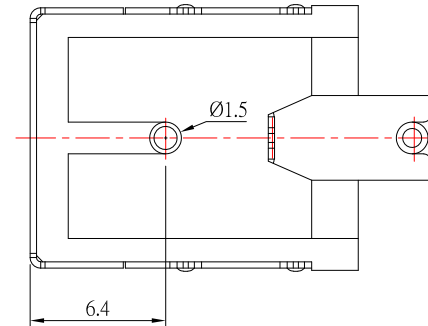
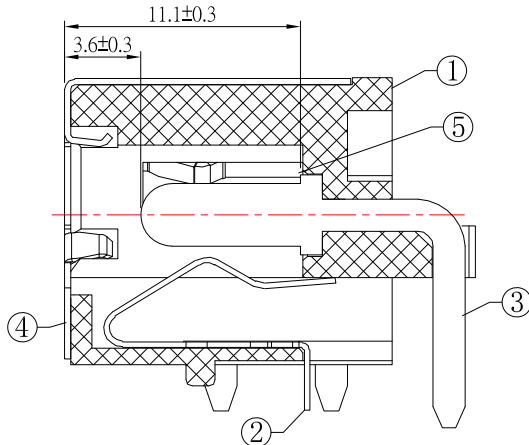


P.C.B LAYOUT  
TOP VIEW



Model NO.	DC-079HS-2.0	DC-079HS-2.5	DC-079HS-3.0
PIN(X)	Ø2.0	Ø2.5	Ø3.0

SPECIFICATION

1. Rating : DC 54V, 5.0A
2. Contact resistance : ≤ 30mΩ
3. Insulation resistance : ≥ 100MΩ
4. Withstand voltage : 500VAC
5. Insertion and extraction force : 5-30N
6. life test : 5,000 cycles

MODEL NO.	DC-079HS-x
SCHMATIC	

NO.	DESCRIPTION	QTY	MATERIAL	PLATING
5	SPRING PIECE	1	PHOSPHOR BRONZE	Sn-Plating
4	COAT	1	BRASS	Ni-Plating
3	PIN	1	BRASS	Ag-Plating
2	SPRING PIECE	1	PHOSPHOR BRONZE	Sn-Plating
1	HOUSING	1	PA9T	

ITEM NO.	DESCRIPTION	DRAWN	DATE
5	新增PIN:3.0選項	Jack	062524
4	更新材質	Jack	032524
3	更新圖面	Jack	072023
2	更新Rating	Jack	082721
1	更新圖面	Jack	083120



TOLERANCE UNLESS OTHERWISE STATED :  
 Up to 5 ±0.2  
 Above 5 ~ 15 ±0.3  
 Above 15 ~ 30 ±0.4  
 Above 30 ~ 50 ±0.5  
 Angle ±0.3°

3RD. ANGEL'S

UNITS MM

DRAWN BY:	DATE	MATL	TITLE	JACK
Jack Lu	06/25/24			
CHECKED BY:	DATE	FINISH	MODLE	DC JACK
Jacky Chen	06/25/24			
APPROVED BY:	DATE	SCALE	DWG NO.	DC-079HS-x-S124
Tony Kao	06/25/24	1 : 1		
SHEET NO.	1 of 1	PART NO.	DC-079HS-x-S124	
				SIZE A4
				VER R5