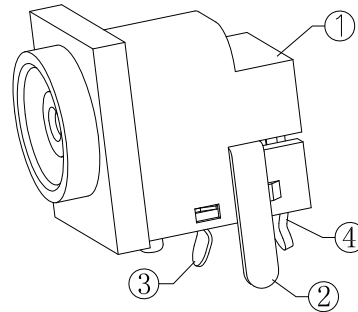
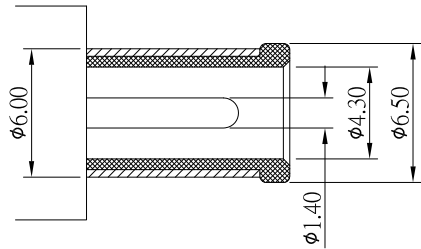


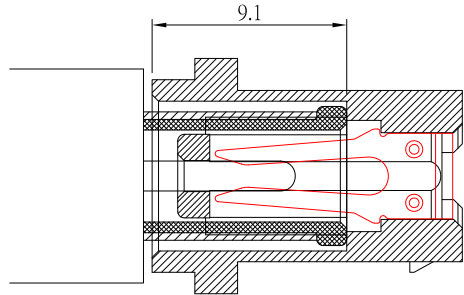
P.C.B LAYOUT MOUNTING PATTERN (TOP VIEW)



**SPECIFICATION**

- Rating : DC 30V 1.0A
- Contact resistance :  $\leq 50m\Omega$
- Insulation resistance :  $\geq 100M\Omega$
- Withstand voltage : 500VAC
- Insertion and extraction force : 3-30N
- life test : 5,000 cycles °

MODEL NO.	DC-049-2-1.4-S124
SCHEMATIC	



NO.	DESCRIPTION	QTY	MATERIAL	PLATING
4	CONTACT FOOT	1	PHOSPHOR BRONZE	Ag-Plating
3	SPRING	1	PHOSPHOR BRONZE	Ag-Plating
2	CURVE PIECE	1	BRASS	Ag-Plating
1	HOUSING	1	PBT	

**東莞市高迪電子有限公司**  
DONG GUAN GAO DI ELECTRONICS CO., LTD

TOLERANCE UNLESS OTHERWISE STATED:  
 Up to 5 ±0.2  
 Above 5 ~ 15 ±0.3  
 Above 15 ~ 30 ±0.4  
 Above 30 ~ 50 ±0.5  
 Angle ±0.3

3RD. ANGEL'S



UNITS MM

DRAWN BY:	DATE	MAT'L	TITLE	JACK
Jack Lu	11/02/16			
CHECKED BY:	DATE	FINISH	MODLE	DC JACK
Jacky Chen	11/02/16			
APPROVED BY:	DATE	SCALE	DWG NO.	DC-049-2-1.4-S124
Tony Kao	11/02/16	1 : 1		
SHEET NO.	1 of 1	PART NO.	DC-049-2-1.4-S124	
				SIZE A4
				VER R

ITEM NO.	DESCRIPTION	DRAWN	DATE
2	更新SPEC和材質及更新為A0版	Jack	012716
1	更新SPEC及材質	Jack	012115