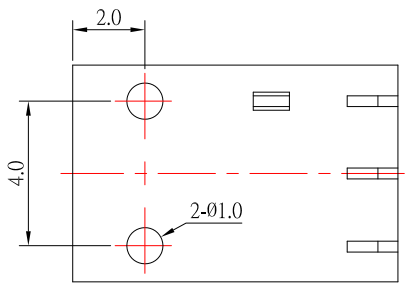
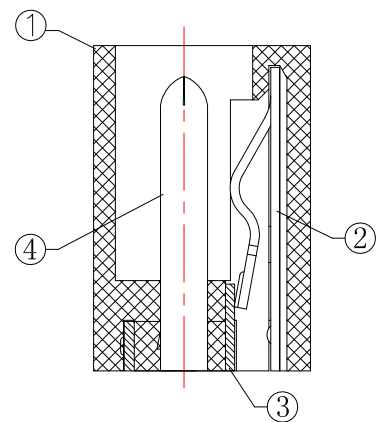
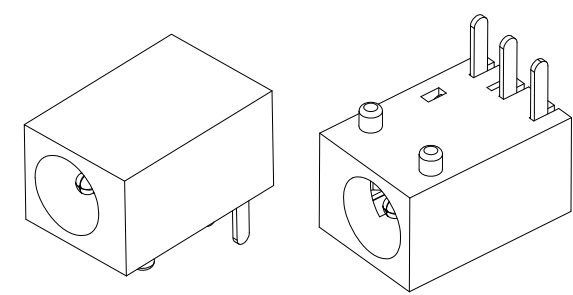


P.C.B LAYOUT
TOP VIEW



MODEL NAME	DC-015-x-S124
SCHEMATIC	
CENTER PIN	Ø1.0
	Ø1.3

SPECIFICATION

- 1.Rating : DC 30V 1.0A ;
- 2.Contact resistance : $\leq 50m\Omega$;
- 3.Insulation resistance : $\geq 100M\Omega$;
- 4.Withstand voltage : 500VAC ;
- 5.Insertion and extraction force : 3-20N;
- 6.life test : 5,000 cycles °

④	PIN	1	BRASS	Ag-Plating
③	CURVE PIECE	1	BRASS	Ag-Plating
②	SPRING	1	STAINLESS STEEL	Ag-Plating
①	HOUSING	1	PA9T	
NO.	DESCRIPTION	QTY	MATERIAL	PLATING



TOLERANCE UNLESS OTHERWISE STATED :
 Up to 5 ±0.2
 Above 5 ~ 15 ±0.3
 Above 15 ~ 30 ±0.4
 Above 30 ~ 50 ±0.5
 Angle ±0.3°

3RD. ANGEL'S



UNITS

MM

DRAWN BY:	DATE	MAT'L	TITLE	JACK
Jack Lu	04/07/17			
CHECKED BY:	DATE	FINISH	MODLE	DC JACK
Jacky Chen	04/07/17			
APPROVED BY:	DATE	SCALE	DWG NO.	DC-015-x-S124
Tony Kao	04/07/17	1 : 1		
		SHEET NO.	PART NO.	DC-015-x-S124
		1 of 1		
				SIZE A4
				VER A0

1	更新為A0版	Jack	040717
ITEM NO.	DESCRIPTION	DRAWN	DATE