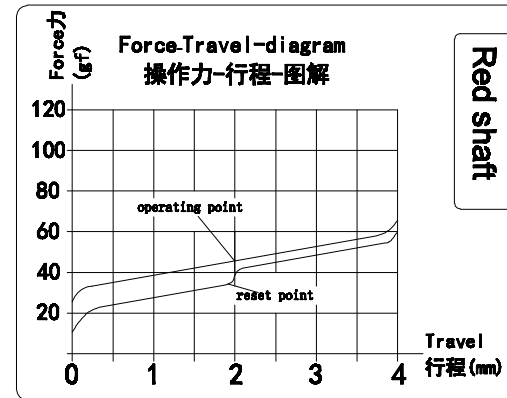
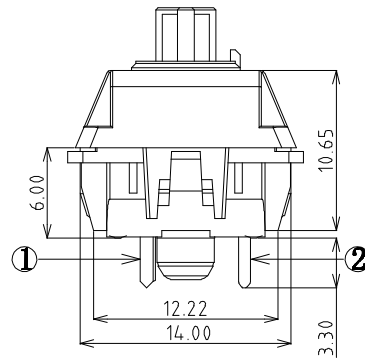
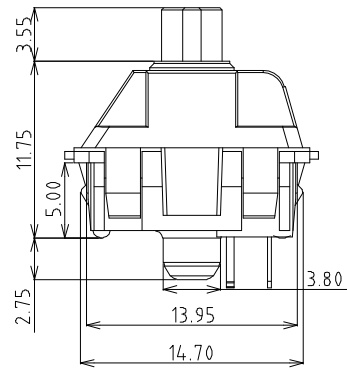
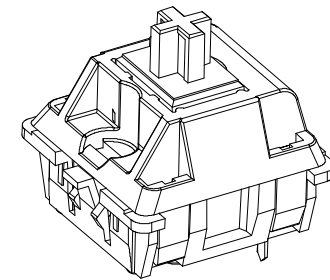
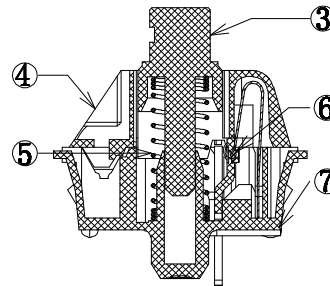
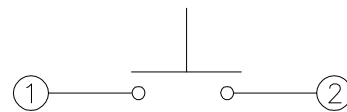
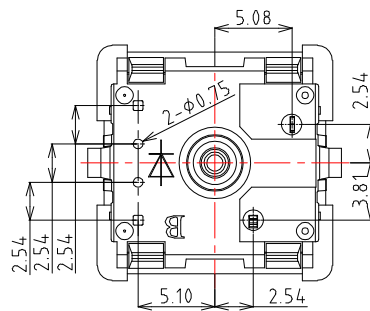


PCB Layout (Pattern Side)



Specification :

1. Rating :12 VAC/DC max. 2 VDC min.
10mA AC/DC max. 10 μ A DC min.
2. Contact Resistance : 200m Ω Max
3. Insulation Resistance :100M Ω Min (DC100V)
4. Withstand Voltage :AC500V(50-60Hz) for 1 minute
5. Bounce Time: \leq 5msec (at 16 in/sec. actuation speed)
6. Operation Force :45 \pm 15gf
7. End Force :60 \pm 15gf
8. Pretravel:2.0 \pm 0.4mm
9. Total travel:4.0 -0.3mm
10. Operating Life :50,000,000 Cycles(min)



Circuit Diagram

7	Base	1	Nylon	Black		
6	contact	2	Silver alloy	Brushing Gold		
5	Spring	1	Stainless Steel			
4	Cover	1	Nylon	Black		
3	Keystroke	1	POM	Red(186C)		
2	Terminal	1	Brass	Plating Nickel		
1	Reed	1	Copper Alloy			
ITEM	PART NAME	TER'NO.	QTY.	MATERIAL	FINISHING	REMARK

東莞市高迪電子有限公司
DONG GUAN GAO DI ELECTRONICS CO., LTD

TOLERANCE UNLESS OTHERWISE STATED :
Up to 5 \pm 0.2
Above 5 ~ 15 \pm 0.3
Above 15 ~ 30 \pm 0.4
Above 30 ~ 50 \pm 0.5
Angle \pm 0.3

3RD. ANGEL'S

UNITS MM

DRAWN BY:	DATE	MAT'L	TITLE	SWITCH
Jack Lu	12/16/15			
CHECKED BY:	DATE	FINISH	MODLE	Keyboard Switch / Red Shaft
Jacky Chen	12/16/15			
APPROVED BY:	DATE	SCALE	DWG NO.	KS-01R-45-S105
Tony Kao	12/16/15	1 : 1		
		SHEET NO.	PART NO.	KS-01R-45-S105
		1 of 1		
				SIZE A4
				VER R