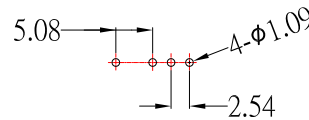
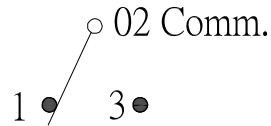
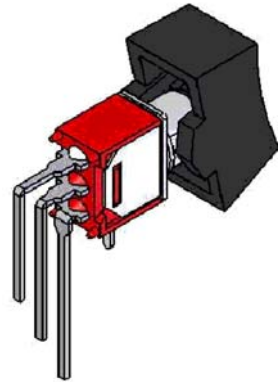


PRODUCT IMAGE

SCHEMATIC

P.C.B LAYOUT MOUNTING PATTERN



ModelNo.	switching position		
RS-81	ON	NONE	ON
RS-82	ON	OFF	ON
RS-83	ON	NONE	(ON)
Tem Comm.	2-3	OPEN	2-1

SPECIFICATIONS:

CONTACT RATING : 3 AMPS @ 120 V AC or 28 V DC.
 1.5 AMPS @ 250 V AC or 0.4 VA AMPS @ 20 V AC or DC.
 ELECTRICAL LIFE : 6,000 make-and-break cycles at full load.
 CONTACT RESISTANCE : 20 mΩ max. initial @ 2-4 VDC
 100 mA , for both coin silver and gold plated contacts.
 INSULATION RESISTANCE : 1,000 MΩ min
 DIELECTRIC STRENGTH : 1,000 V RMS @ sea level.
 OPERATING TEMPERATURE : -30°C to 130°C

MTAERIALS:

CASE : Dially phthalate (DAP)(UL-94V-0)
 ACTUATOR : Nylon , black standard.
 BUSHING : Brass, nickel plated.
 HOUSING : Stainless steel.
 TERMINAL/CONTACT : Brass , witch silver or gold plated.
 or gold over silver
 SWITCH SUPPORT : Brass , tin plated.



TOLERANCE UNLESS OTHERWISE STATED :
 Up to 5 ±0.2
 Above 5 ~ 15 ±0.3
 Above 15 ~ 30 ±0.4
 Above 30 ~ 50 ±0.5
 Angle ±0.3

3RD. ANGEL'S



UNITS MM

DRAWN BY:	DATE	MAT'L	TITLE	SWITCH
Jack Lu	08/21/14		MODLE	TOGGLE ROCKER SWITCH
CHECKED BY:	DATE	FINISH	SCALE	1 : 1
Jacky Chen	08/21/14		DWG NO.	RS-81-RS5
APPROVED BY:	DATE	SHEET NO.	PART NO.	RS-81-RS5
Tony Kao	08/21/14	1 of 1		

ITEM NO.	DESCRIPTION	DRAWN	DATE
3	更新pcb layout尺寸	Jack	082114
2	新增標誌	Jack	110713
1	標註尺寸&SPEC更新	FrankWu	111811