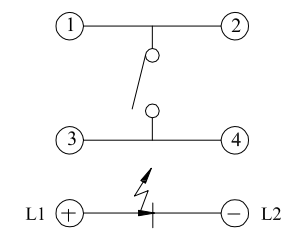
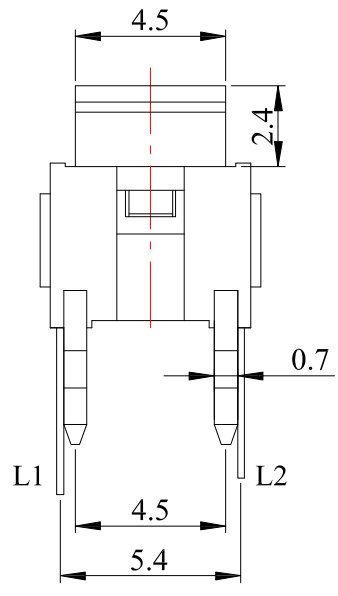
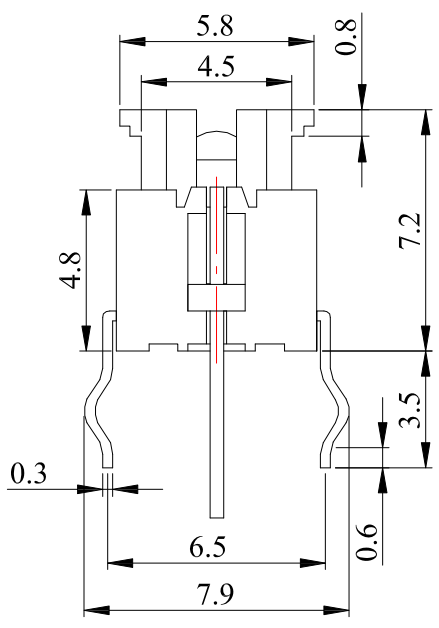


P.C.B LAYOUT



CIRCUIT DIAGRAM

COLOR OF LED

0	Without	1	Red
2	Green	3	Orange
4	Yellow	7	Blue
8	White		

5	LED	1		
4	CONTACT	1	PHOSPHOR BRONZE	Ag plated
3	TERMINAL	4	BRASS	Ag plated
2	CASE	1	Nylon+FG	Black
1	KNOB	1	Nylon+FG	White
NO.	DESCRIPTION	QTY	MATERIAL	PLATING

東莞市高迪電子有限公司  
DONG GUAN GAO DI ELECTRONICS CO., LTD

TOLERANCE UNLESS OTHERWISE STATED:  
 Up to 5 ±0.2  
 Above 5 ~ 15 ±0.3  
 Above 15 ~ 30 ±0.4  
 Above 30 ~ 50 ±0.5  
 Angle ±0.3

3RD. ANGEL'S UNITS MM

DRAWN BY:	DATE	MAT'L	TITLE	SWITCH
Jack Lu	10/13/15		MODLE	TACT SWITCH WITH LED
CHECKED BY:	DATE	FINISH	SCALE	1 : 1
Jacky Chen	10/13/15		DWG NO.	TS-xx-C0-E0-S313
APPROVED BY:	DATE	SHEET NO.	PART NO.	TS-xx-C0-E0-S313
Tony Kao	10/13/15	1 of 1		

ITEM NO.	DESCRIPTION	DRAWN	DATE