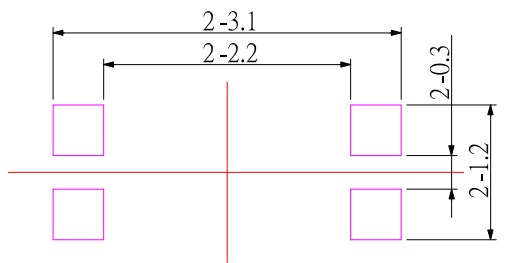
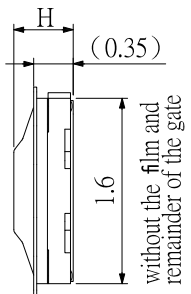
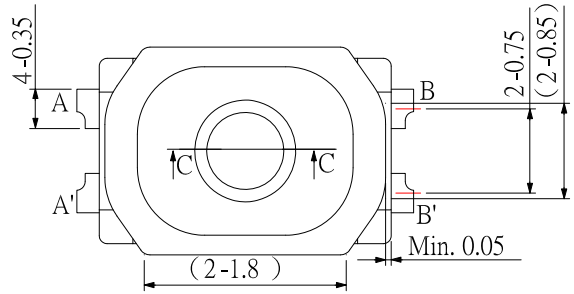
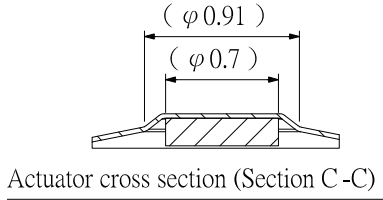
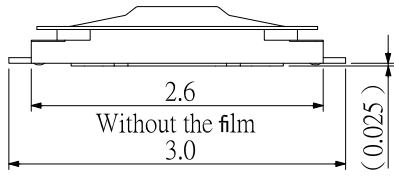


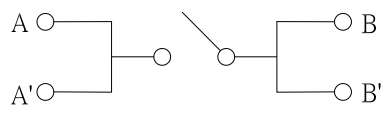
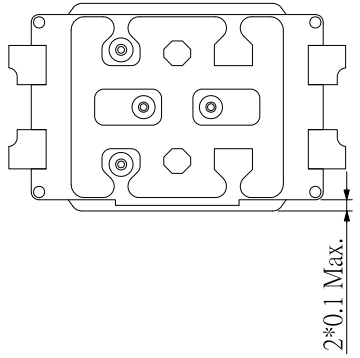
IP67



PCB LAYOUT



Actuator cross section (Section C-C)



CIRCUIT DIAGRAM

SPECIFICATIONS

Rating	DC 15V, 20mA.		
Insulation Resistance	50 MΩ Min.		
Contact Resistance	500 mΩ Max.		
Dielectric Withstanding Voltage	AC 250V for 1 min		
Operating Force	0	100 ± 30gf	2 160 ± 50gf
			3 240 ± 50gf
Travel	0.08mm		0.11mm
Operating Life (cycles)	500,000		

東莞市高迪電子有限公司
DONG GUAN GAO DI ELECTRONICS CO., LTD

TOLERANCE UNLESS OTHERWISE STATED
 Up to 5 ±0.2
 Above 5 ~ 15 ±0.3
 Above 15 ~ 30 ±0.4
 Above 30 ~ 50 ±0.5
 Angle ±0.3°

3RD. ANGEL'S



UNITS

MM

DRAWN BY: Jack Lu
 CHECKED BY: Jacky Chen
 APPROVED BY: Tony Kao

DATE: 06/07/22
 DATE: 06/07/22
 DATE: 06/07/22

MAT'L
 FINISH
 SCALE: 1 : 1
 SHEET NO.: 1 of 1

TITLE: SWITCH
 MODLE: TACT SWITCH
 DWG NO.: TS-A30W-x-S182
 PART NO.: TS-A30W-x-S182

SIZE: A4
 VER: R

ITEM NO.	DESCRIPTION	DRAWN	DATE