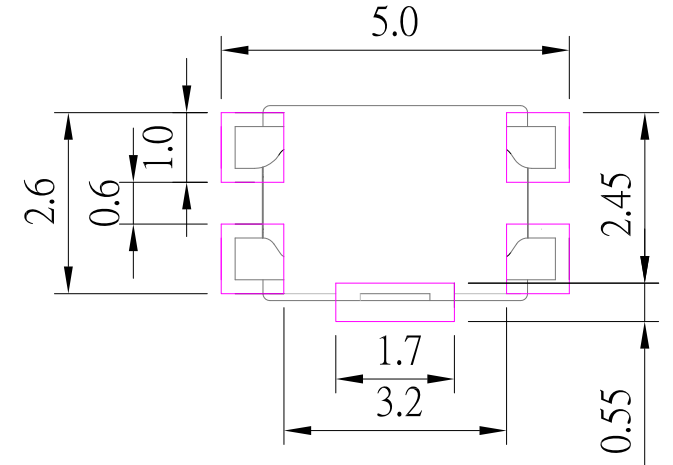
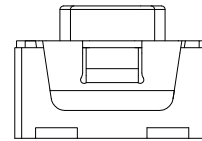
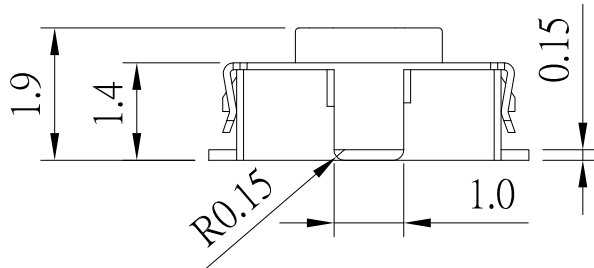


CIRCUIT DIAGRAM



PCB LAYOUT



SPECIFICATIONS

Rating	DC 12V, 100mA.
Insulation Resistance	100 MΩ Min.
Contact Resistance	100 mΩ Max.
Operating Force	400 ± 80gf
Operating Life (cycles)	100,000

F	TERMINAL	4	PHOSPHOR BRONZE	Ag Plated
E	FILM	1	POLYIMIDE	Yellow
D	CONTACT	2	SUS	Ag Plated
C	COVER	1	SUS	
B	BASE	1	PA	Black
A	STEM	1	SILICON	Black
NO.	DESCRIPTION	QTY	MATERIAL	PLATING

東莞市高迪電子有限公司
DONG GUAN GAO DI ELECTRONICS CO., LTD

TOLERANCE UNLESS OTHERWISE STATED:
Up to 5 ±0.2
Above 5 ~ 15 ±0.3
Above 15 ~ 30 ±0.4
Above 30 ~ 50 ±0.5
Angle ±0.3°

3RD. ANGEL'S



UNITS MM

DRAWN BY:	DATE	MAT'L	TITLE	SWITCH
Jack Lu	04/25/23		MODLE	TACT SWITCH
CHECKED BY:	DATE	FINISH	SCALE	1 : 1
Jacky Chen	04/25/23		DWG NO.	TS-A85FPG-7K-S246
APPROVED BY:	DATE	SHEET NO.	PART NO.	TS-A85FPG-7K-S246
Tony Kao	04/25/23	1 of 1		

ITEM NO.	DESCRIPTION	DRAWN	DATE