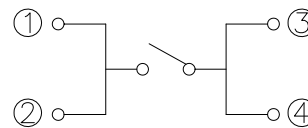
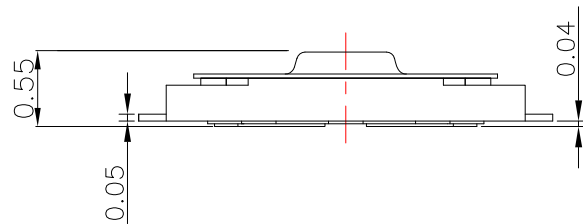


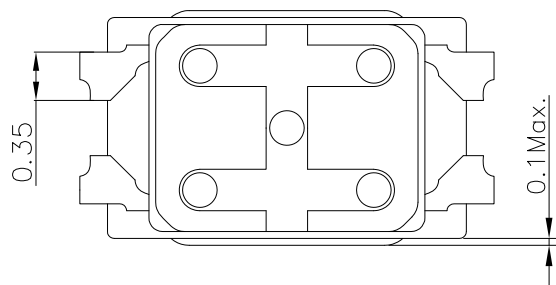
P.C.B LAND PATTERN



CIRCUIT DIAGRAM

SPECIFICATIONS

Rating	50mA 12V DC
Travel	0.13±0.05mm
Dielectric Withstanding Voltage	AC 250 V
Contact Resistance	100mΩ Max.
Operating Force	2 160 ± 50gf 3 260 ± 50gf
Operating Life(cycles)	200,000



E	STEM	1	PA9T(Black)	
D	DUSTPROOF FILM	1	PA9T(White)	
C	CONTACT	1	SUS	Ag plated
B	BASE	1	PA9T(Black)	
A	THERMINAL	4	PHOSPHOR BRONZE	Ag plated
NO.	DESCRIPTION	QTY	MATERIAL	PLATING

 **東莞市高迪電子有限公司**
DONG GUAN GAO DI ELECTRONICS CO., LTD

TOLERANCE UNLESS OTHERWISE STATED:
Up to 5 ±0.2
Above 5 - 15 ±0.3
Above 15 - 30 ±0.4
Above 30 - 50 ±0.5
Angle ±0.3°

3RD. ANGEL'S

UNITS MM

DRAWN BY:	DATE	MAT'L	TITLE	SWITCH
Jack Lu	04/22/22			
CHECKED BY:	DATE	FINISH	MODLE	TACT SWITCH
Jacky Chen	04/22/22			
APPROVED BY:	DATE	SCALE	DWG NO.	TS-A30-x-S410
Tony Kao	04/22/22	1 : 1		
		SHEET NO.	PART NO.	TS-A30-x-S410
		1 of 1		
				SIZE A4
				VER R1

1	更新材質和Travel	Jack	042222
ITEM NO.	DESCRIPTION	DRAWN	DATE