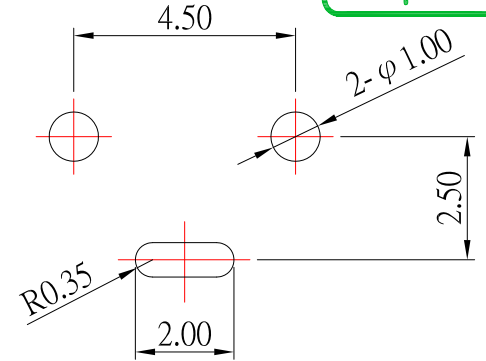


CIRCUIT DIAGRAM



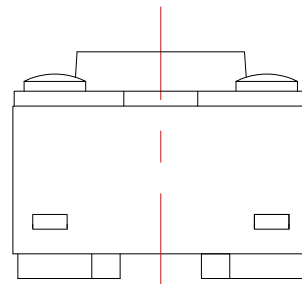
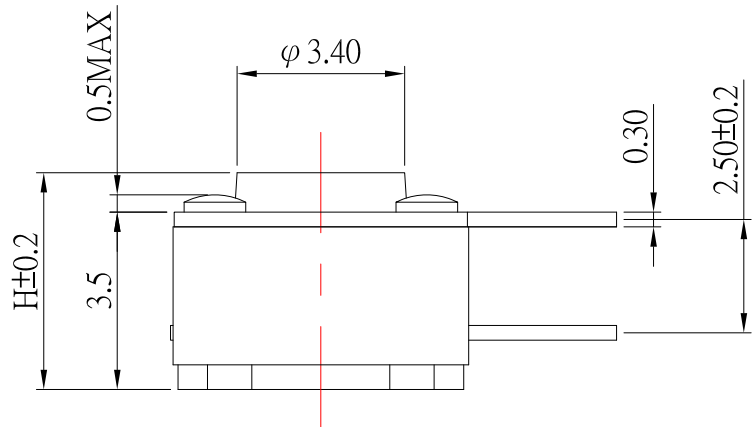
P.C.B LAYOUT MOUNTING PATTERN

HEIGHT

MODEL NO.	H(mm)
TS-A02NV1	4.3
TS-A02NV1A	5.0
TS-A02NV1AL	5.5
TS-A02NV1D	6.0
TS-A02NV1QL	6.5
TS-A02NV1E	7.0
TS-A02NV1R	7.5
TS-A02NV1C	8.0

SPECIFICATIONS

Rating	DC 12V 50mA Max.			
Contact Resistance	100mΩ Max.			
Operating Force	2	180±50gf	3	260±50gf
Life Cycles	80,000		50,000	



E	TERMINAL	2	H65	Ag plated
D	CONTACT	1	PHOSPHOR BRONZE	Ag plated
C	COVER	1	SPCC	Tin plated over Ni
B	BASE	1	PA6T	
A	STEM	1	PA6T	
NO.	DESCRIPTION	QTY	MATERIAL	PLATING

東莞市高迪電子有限公司
DONG GUAN GAO DI ELECTRONICS CO., LTD

TOLERANCE UNLESS OTHERWISE STATED:
Up to 5 ±0.2
Above 5 ~ 15 ±0.3
Above 15 ~ 30 ±0.4
Above 30 ~ 50 ±0.5
Angle ±0.3

3RD. ANGEL'S



UNITS MM

DRAWN BY: Jack Lu
CHECKED BY: Jacky Chen
APPROVED BY: Tony Kao

DATE: 05/19/22
DATE: 05/19/22
DATE: 05/19/22

MAT'L: SWITCH
FINISH: TACT SW
SCALE: 1 : 1
SHEET NO.: 1 of 1
TITLE: SWITCH
MODLE: TACT SW
DWG NO.: TS-A02NV1x-x-S138
PART NO.: TS-A02NV1x-x-S138

ITEM NO.	DESCRIPTION	DRAWN	DATE
2	更新尺寸和Life Cycles	Jack	051922
1	新增尺寸	Jack	060818

SIZE: A4
VER: R2