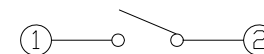




PRODUCT IMAGE

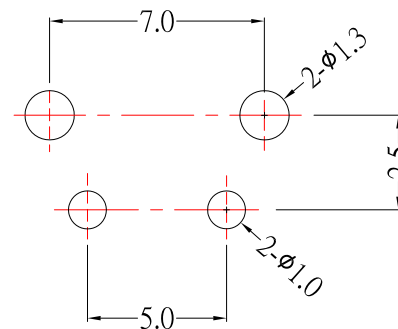
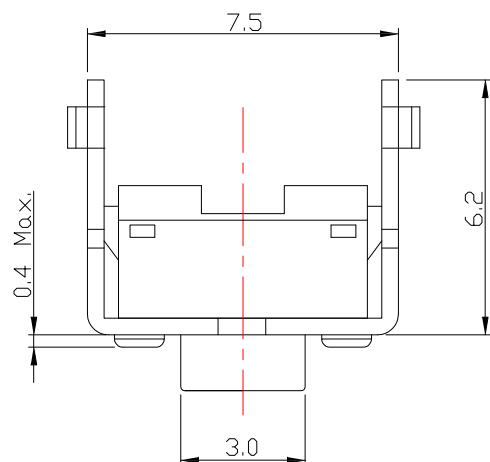
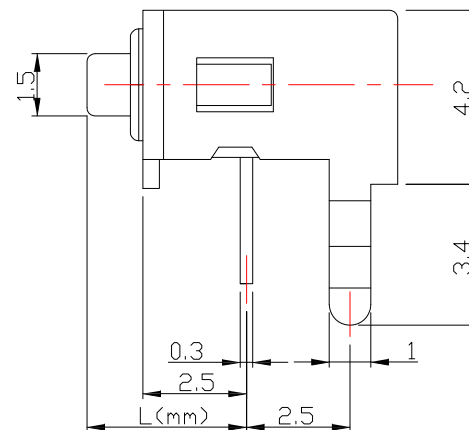
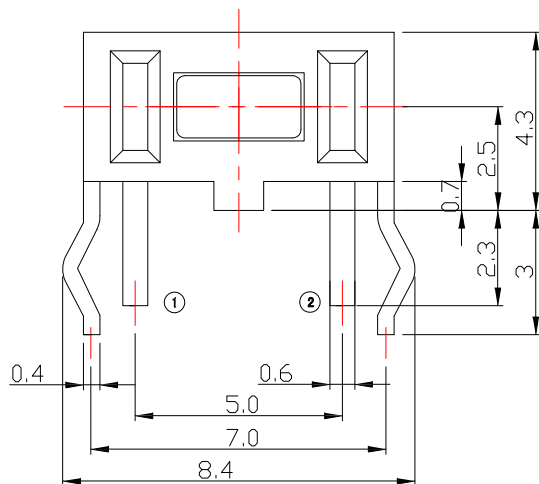


CIRCUIT DIAGRAM

MODEL No	L (mm)
TS-A01V	3.15
TS-A01VA	3.85

SPECIFICATIONS

Rating	DC 12V 50mA Max.
Contact Resistance	100mΩ Max.
Travel	0.25 ± 0.1mm
Operating Force	0 100 ± 30gf 1 130 ± 30gf 2 180 ± 30gf
	3 250 ± 50gf
Operating Life (cycles)	50,000 (100 ± 30gf, 130 ± 30gf, 180 ± 30gf)
	30,000 (250 ± 50gf)



PCB LAYOUT MOUNTING PATTERN

6	更新樣式	Jack	041519
5	更新PIN腳樣式	Jack	011119
4	更新圖面	Jack	112416
3	新增尺寸	Jack	032515
2	SPEC更新	Jack	031913
1	圖面更新	FrankWu	062912
ITEM NO.	DESCRIPTION	DRAWN	DATE



TOLERANCE UNLESS OTHERWISE STATED:  
 Up to 5 ±0.2  
 Above 5 ~ 15 ±0.3  
 Above 15 ~ 30 ±0.4  
 Above 30 ~ 50 ±0.5  
 Angle ±0.3°

3RD. ANGEL'S



UNITS MM

DRAWN BY:	DATE	MAT'L	TITLE	SWITCH
Jack Lu	04/15/19			
CHECKED BY:	DATE	FINISH	MODLE	TACT SWITCH
Jacky Chen	04/15/19			
APPROVED BY:	DATE	SCALE	DWG NO.	TS-A01Vx-x-S126
Tony Kao	04/15/19	1 : 1		
		SHEET NO.	PART NO.	TS-A01Vx-x-S126
		1 of 1		
				SIZE A4
				VER R6