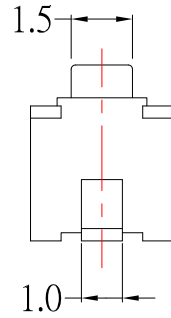
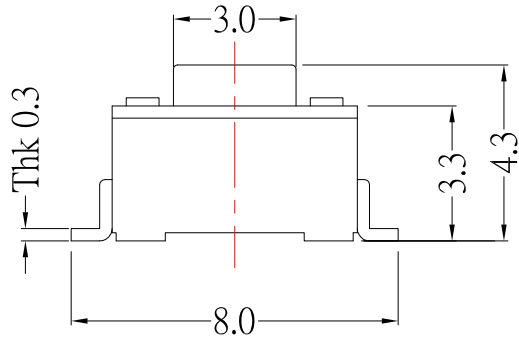
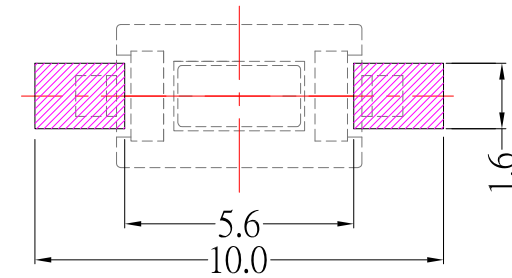


DIMENSIONS

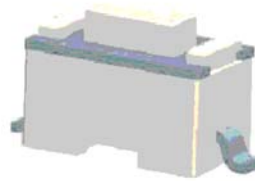
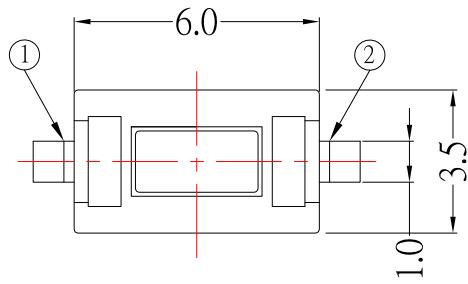


P.C.B MOUNTING PATTERN DIMENSION

The following soldering patterns are recommended for reflow soldering



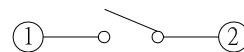
PRODUCT IMAGE



SPECIFICATIONS

Rating	DC 12V 50mA Max.					
Contact Resistance	100mΩ Max.					
Travel	0.25 ± 0.1mm					
Operating Force	1	130 ± 30gf	2	160 ± 50gf	3	250 ± 50gf
Operating Life (cycles)	50,000 (130±30gf,160±50gf)					
	30,000 (250 ± 50gf)					
Knob / Case Color	White					

CIRCUIT DIAGRAM



MODEL	H (mm)
TS-A01NE	4.3
TS-A01NEA	5.0



TOLERANCE UNLESS OTHERWISE STATED:
 Up to 5 ±0.2
 Above 5 ~ 15 ±0.3
 Above 15 ~ 30 ±0.4
 Above 30 ~ 50 ±0.5
 Angle ±0.3°

3RD. ANGEL'S



UNITS MM

DRAWN BY:	DATE	MAT'L	TITLE	SWITCH
Jack Lu	03/05/15		MODLE	TACT SWITCH
CHECKED BY:	DATE	FINISH	SCALE	1 : 1
Jacky Chen	03/05/15		DWG NO.	TS-A01NEX-x-W-S126
APPROVED BY:	DATE	SHEET NO.	PART NO.	TS-A01NEX-x-W-S126
Tony Kao	03/05/15	1 of 1		

ITEM NO.	DESCRIPTION	DRAWN	DATE