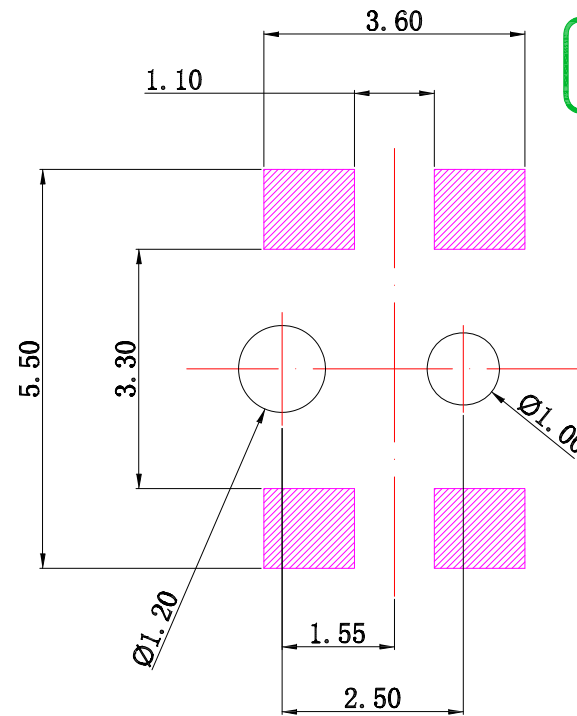
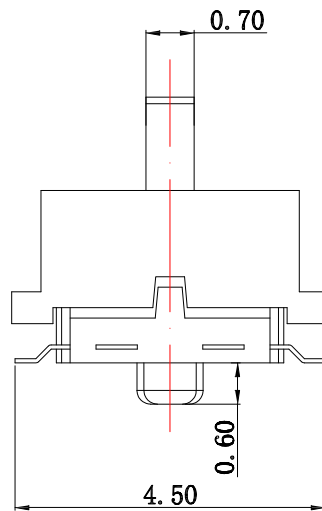
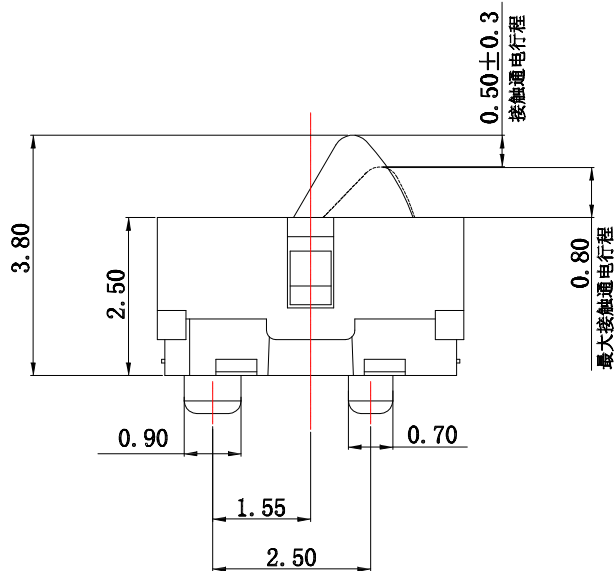


CIRCUIT DIAGRAM



P.C.B LAYOUT



SPECIFICATIONS

Rating	DC 12V, 100mA.
Contact Resistance	100mΩ Max.
Insulation Resistance	100MΩ Min.
Operating Force	30±10 gf
Mechanical Life	30,000 cycles

NO	NAME	MATERIAL	QTY	FINISHING
5	TERMINAL	PHOSPHOR BRONZE	1	Ag PLATED
4	COVER	PPA	1	BLACK
3	CONTACT	BeCu	1	Ag PLATED
2	KNOB	LCP	1	BLACK
1	BASE	LCP	1	BLACK



TOLERANCE UNLESS OTHERWISE STATED:
 Up to 5 ±0.2
 Above 5 ~ 15 ±0.3
 Above 15 ~ 30 ±0.4
 Above 30 ~ 50 ±0.5
 Angle ±0.3

3RD. ANGEL'S



UNITS MM

DRAWN BY:	DATE	MAT'L	TITLE	SWITCH
Jack Lu	12/12/22			
CHECKED BY:	DATE	FINISH	MODLE	DETECTOR SWITCH
Jacky Chen	12/12/22			
APPROVED BY:	DATE	SCALE	DWG NO.	DS-B80BE-S379
Tony Kao	12/12/22	1 : 1		
		SHEET NO.	PART NO.	DS-B80BE-S379
		1 of 1		

ITEM NO.	DESCRIPTION	DRAWN	DATE
2	更新材質	Jack	121222
1	新增行程及更新尺寸	Jack	031419