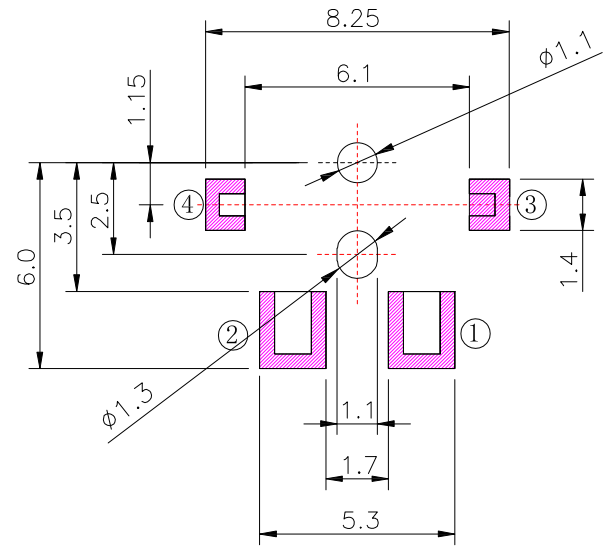
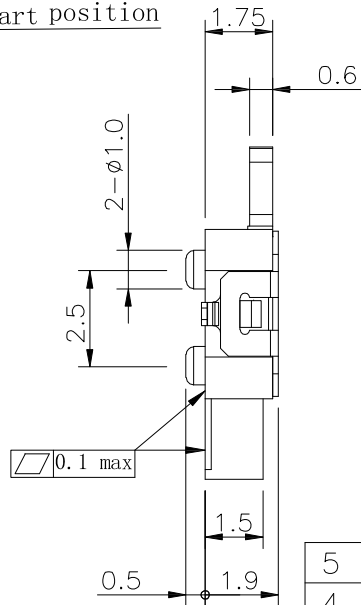
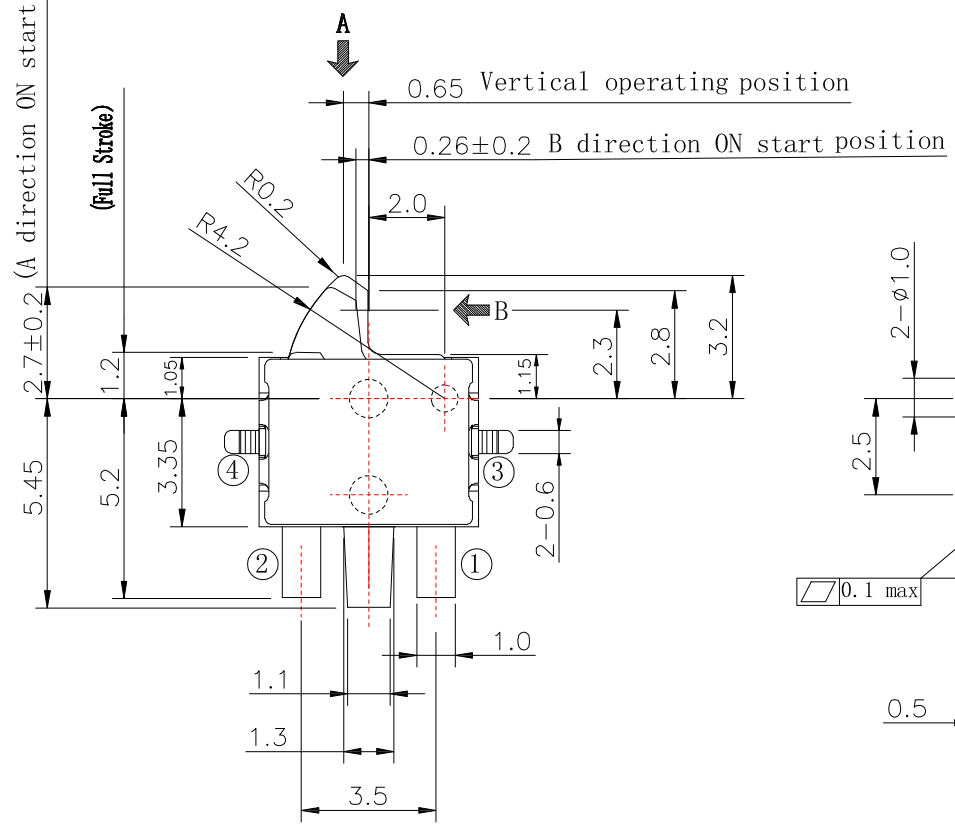
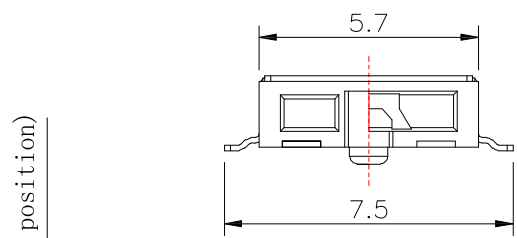


CIRCUIT DIAGRAM



P.C.B LAYOUT



SPECIFICATIONS

Rating	DC 12V, 0.1A.
Contact Resistance	100mΩ Max.
Insulation Resistance	100MΩ Min.
Operating Force	35±15 gf
Mechanical Life	50,000 cycles

NO	NAME	MATERIAL	QTY	FINISHING
5	CONTACT SPRING	PHOSPHOR BRONZE	1	Ag PLATED
4	TERMINAL	BRASS	2	Ag PLATED
3	COVER	SUS	1	
2	BASE	PA66	1	BLACK
1	KNOB	PA66	1	BLACK



TOLERANCE UNLESS OTHERWISE STATED:
 Up to 5 ±0.2
 Above 5 ~ 15 ±0.3
 Above 15 ~ 30 ±0.4
 Above 30 ~ 50 ±0.5
 Angle ±0.3

3RD. ANGEL'S



UNITS

MM

DRAWN BY:	DATE	MAT'L	TITLE	SWITCH
Jack Lu	05/13/24			
CHECKED BY:	DATE	FINISH	MODLE	DETECTOR SWITCH
Jacky Chen	05/13/24			
APPROVED BY:	DATE	SCALE	DWG NO.	DS-A50-GND-S379
Tony Kao	05/13/24	1 : 1		
		SHEET NO.	PART NO.	DS-A50-GND-S379
		1 of 1		

ITEM NO	DESCRIPTION	DRAWN	DATE
2	更新圖面	Jack	051324
1	更新料號	Jack	010720