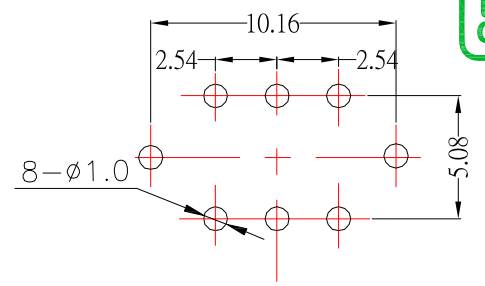
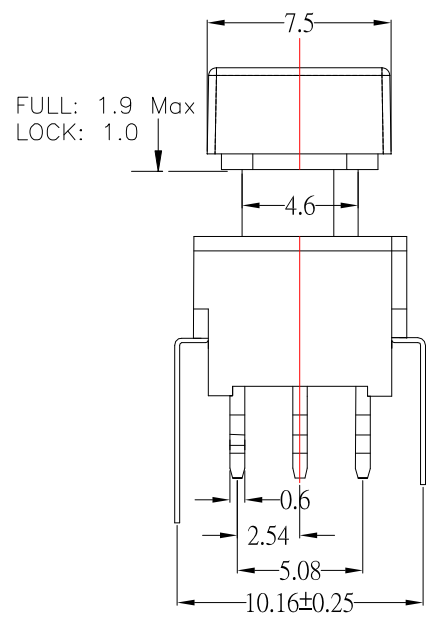
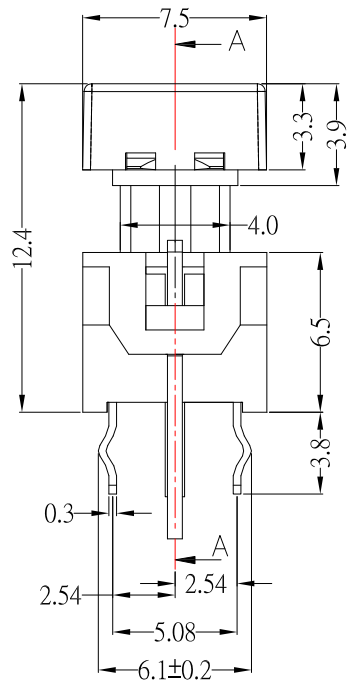


CIRCUIT DIAGRAM



P.C.B LAYOUT



FULL: 1.9 Max
LOCK: 1.0

PS-xx-613x-A8-S313

COLOR OF LED

0	Without	1	Red
2	Green	3	Orange
4	Yellow	7	Blue
8	White		

L: SELF-LOCK
N: NON-LOCK

NO.	DESCRIPTION	QTY	MATERIAL	PLATING
9	CAP	1	PC	Black
8	LED	1		
7	KNOB	1	POM / NYLON66	WHITE / Black
6	COVER	1	NYLON66	Black
5	LOCK PIN	1	SUS	Natural
4	CONTACT	2	PHOSPHOR BRONZE	Ag plated
3	SPRING	1	STEEL	Natural
2	CASE	1	NYLON66	Black
1	TERMINAL	2	BRASS	Ag Plated over Ni

東莞市高迪電子有限公司
DONG GUAN GAO DI ELECTRONICS CO., LTD

TOLERANCE UNLESS OTHERWISE STATED:
Up to 5 ±0.2
Above 5 ~ 15 ±0.3
Above 15 ~ 30 ±0.4
Above 30 ~ 50 ±0.5
Angle ±0.3

3RD. ANGEL'S

UNITS MM

DRAWN BY:	DATE	MAT'L	TITLE	SWITCH
Jack Lu	09/06/21			
CHECKED BY:	DATE	FINISH	MODLE	PUSH SWITCH WITH LED
Jacky Chen	09/06/21			
APPROVED BY:	DATE	SCALE	DWG NO.	PS-xx-613x-A8-S313
Tony Kao	09/06/21	1 : 1		
		SHEET NO.	PART NO.	PS-xx-613x-A8-S313
		1 of 1		

ITEM NO.	DESCRIPTION	DRAWN	DATE