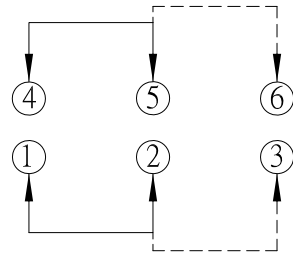
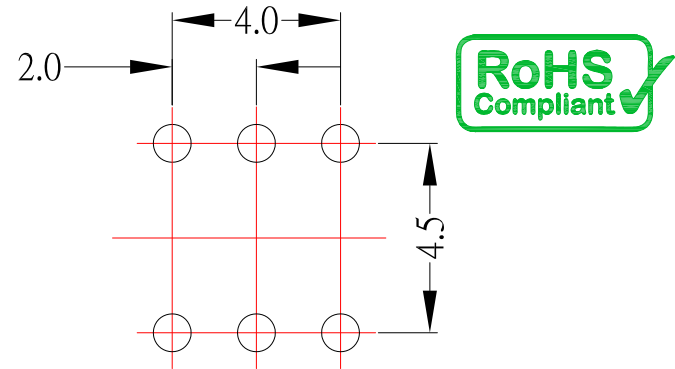


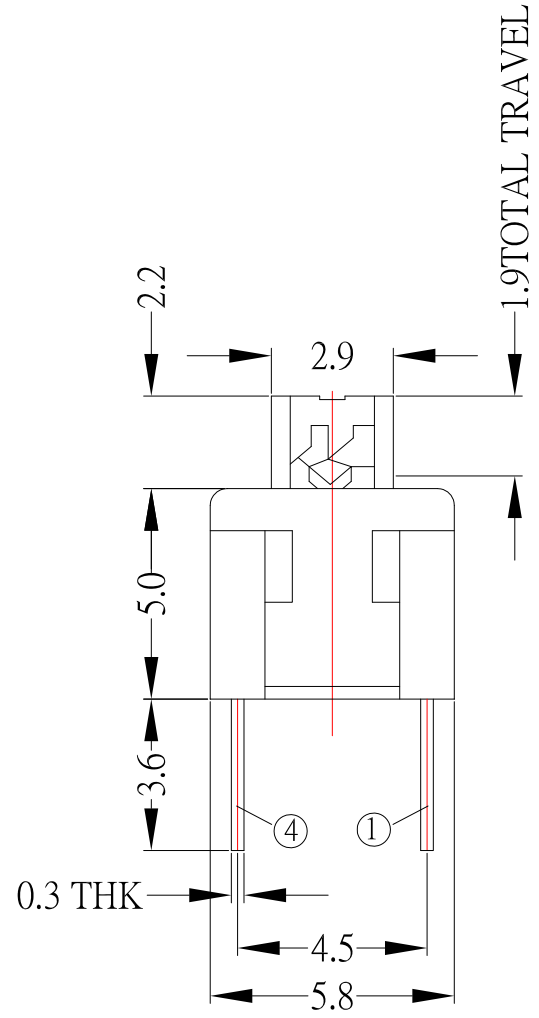
CIRCUIT DIAGRAM



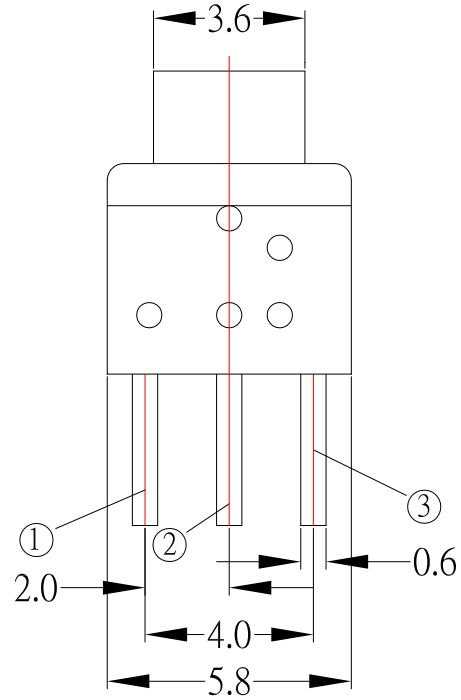
SCHEMATIC (NON-SHORTING)



P.C.B LAYOUT MOUNTING PATTERN



1.9 TOTAL TRAVEL



SPECIFICATIONS

Rating	30V DC / 0.1A
Circuit	2C-2P
Contact Resistance	200 mΩ MAX .
Timing	NON-SHORTING
Operating Mode	SELF-LOCK : PS-D16FL-S191 NON-LOCK : PS-D16FN-S191
Stroke	Full : 1.9mm , Lock : 1.0mm
Operating Force	SELF-LOCK :150 gf ±80 NON-LOCK 250 gf ±80
Operating Life	10,000 CYCLES



TOLERANCE UNLESS OTHERWISE STATED

Up to 5	±0.2
Above 5 ~ 15	±0.3
Above 15 ~ 30	±0.4
Above 30 ~ 50	±0.5
Angle	±0.3°

3RD. ANGEL'S

UNITS MM

DRAWN BY:	DATE	MAT'L	TITLE	SWITCH
Jack Lu	01/06/15	FINISH	MODLE	PUSH SWITCH
CHECKED BY:	DATE	SCALE	DWG NO.	PS-D16Fx-S191
Jacky Chen	01/06/15	SHEET NO.	PART NO.	PS-D16Fx-S191
APPROVED BY:	DATE			SIZE
Tony Kao	01/06/15			A4
				VER
				R1

2	更新Contact Resistance	Jack	010615
1	Rating Update	FrankWu	030212
ITEM NO.	DESCRIPTION	DRAWN	DATE