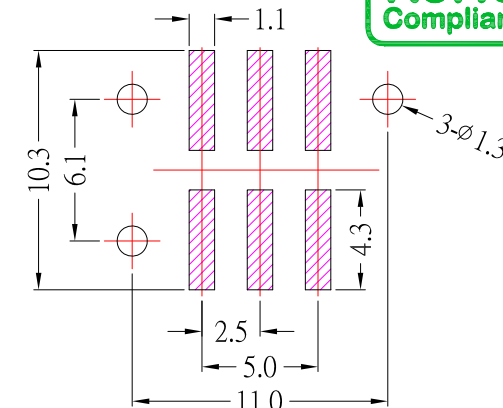
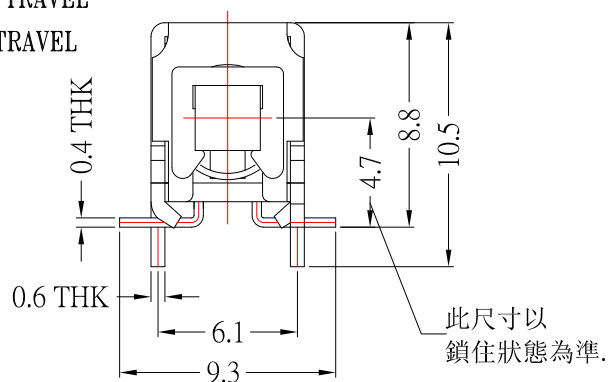
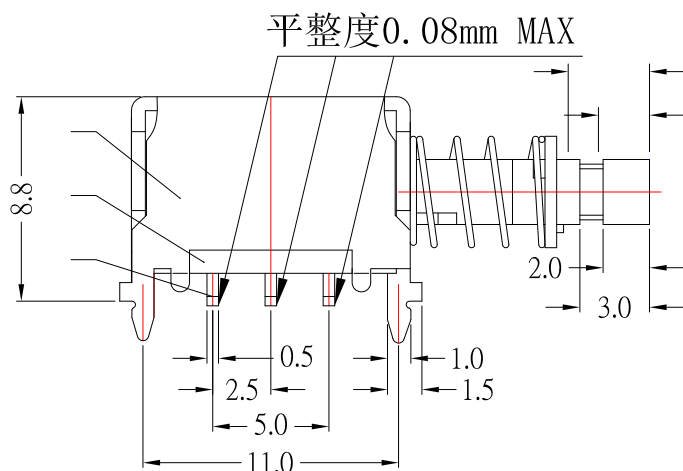


SCHEMATIC



P.C.B LAYOUT MOUNTING PATTERN  
TOP VIEW



SPECIFICATIONS

1. Rating : DC50V, 0.3A
2. Circuit : 2P2T
3. Timing : Non-Shorting
4. Operating force : 300 ± 100gf
5. Life test : 10,000 cycles

NO.	DESCRIPTION	QTY	MATERIAL	PLATING
9	Contact Clip	2	PBS	Ag-Plating
8	Terminal	6	Brass	Ag-Plating
7	Base	1	Phenolic Resin	Natural
6	Frame	1	Stainless Steel	Ni-Plating
5	Spring Plate	1	PBS	Natural
4	Cam Stick	1	BRASS Wire	Ni-Plating
3	Spring	1	Steel Wire	Ni-Plating
2	Block	1	Stainless Steel	Ni-Plating
1	Knob	1	LCP(Black)	

東莞市高迪電子有限公司  
DONG GUAN GAO DI ELECTRONICS CO., LTD

TOLERANCE UNLESS OTHERWISE STATED :  
Up to 5 ±0.2  
Above 5 ~ 15 ±0.3  
Above 15 ~ 30 ±0.4  
Above 30 ~ 50 ±0.5  
Angle ±0.3

3RD. ANGEL'S

UNITS MM

DRAWN BY: Jack Lu DATE: 04/24/23  
CHECKED BY: Jacky Chen DATE: 04/24/23  
APPROVED BY: Tony Kao DATE: 04/24/23

MAT'L	TITLE	SWITCH
FINISH	MODLE	PUSH SW 2P2T SMT TYPE
SCALE	1 : 1	DWG NO. PS-22E25S-B-S191
SHEET NO.	1 of 1	PART NO. PS-22E25S-B-S191

ITEM NO.	DESCRIPTION	DRAWN	DATE