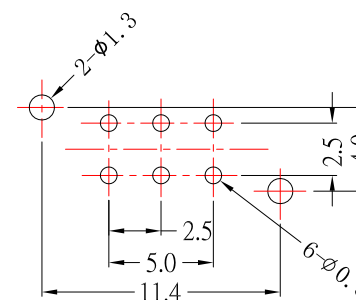


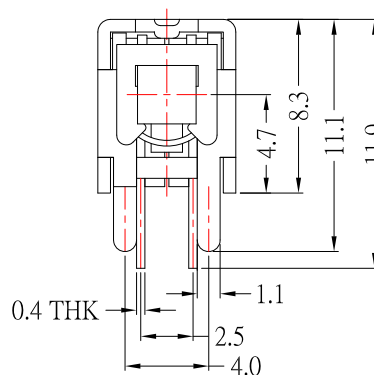
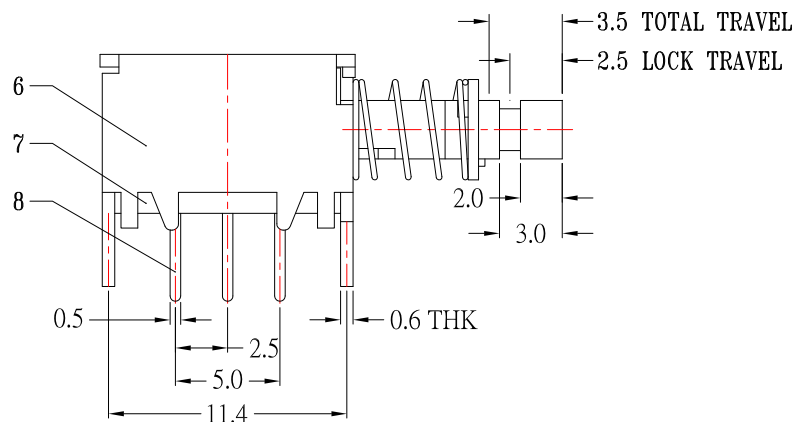
SCHMATIC



P.C.B LAYOUT MOUNTING PATTERN
BOTTOM VIEW

PS-22E05x-S191

Blank	Self-Lock
N	Non-Lock



SPECIFICATIONS

1. Rating : DC50V 0.3A
2. Circuit : 2P2T
3. Timing : Non-Shorting
4. Operating force : 250 ± 100 gf
5. Life test : 10,000 cycles

NO.	DESCRIPTION	QTY	MATERIAL	PLATING
9	Contact Clip	2	PBS	Ag-Plating
8	Terminal	6	Brass	Ag-Plated over Ni Plated
7	Base	1	Phenolic Resin	Natural
6	Frame	1	Stainless Steel	Ni-Plating
5	Spring Plate	1	PBS	Natural
4	Cam Stick	1	PBS Wire	Natural
3	Spring	1	Steel Wire	Ni-Plating
2	Block	1	Stainless Steel	Ni-Plating
1	Knob	1	POM	Yellow

ITEM NO.	DESCRIPTION	DRAWN	DATE
5	新增選項	Jack	031620
4	新增SPEC	Jack	102315
3	更新圖面	Jack	020915
2	新增Operating Mode	Jack	072514
1	更新材質	Jack	021814



TOLERANCE UNLESS OTHERWISE STATED :
 Up to 5 ± 0.2
 Above 5 ~ 15 ± 0.3
 Above 15 ~ 30 ± 0.4
 Above 30 ~ 50 ± 0.5
 Angle $\pm 0.3'$

3RD. ANGEL'S



UNITS MM

DRAWN BY:	DATE
Jack Lu	03/16/20
CHECKED BY:	DATE
Jacky Chen	03/16/20
APPROVED BY:	DATE
Tony Kao	03/16/20

MAT'L	TITLE	SIZE
	SWITCH	A4
FINISH	MODLE	VER
	PUSH SWITCH SELF-LOCK	R5
SCALE	DWG NO.	PART NO.
1 : 1	PS-22E05x-S191	PS-22E05x-S191
SHEET NO.	1 of 1	