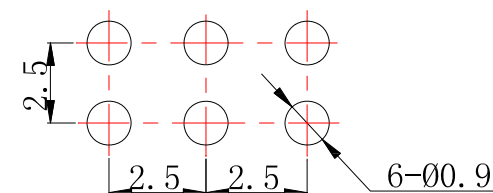
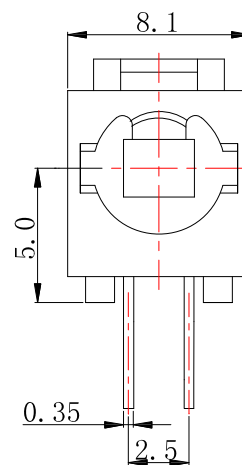
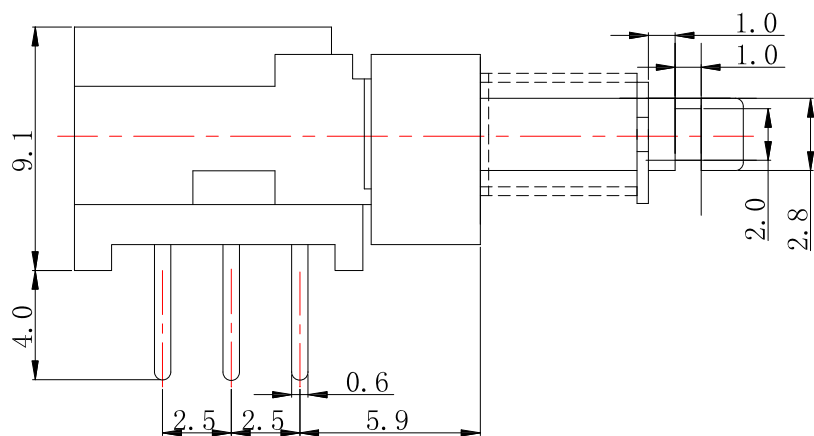


SCHEMATIC



P.C.B LAYOUT MOUNTING PATTERN



SPECIFICATIONS

Rating	DC 30V 0.1A
Contact Resistance	50 mΩ Max
Circuit	2P2T
Operation Force	230±50gf
Life test	10,000 cycles
Operating Mode	Self-Lock

NO.	DESCRIPTION	QTY	MATERIAL	PLATING
10	Clip	2	PBS	
9	Base	1	Nylon	
8	Terminal	6	Brass	Ag-Plating
7	Stem	1	Nylon	
6	Ring	1	SPCC	
5	Spring	1	SUS	
4	Sleeve	1	Nylon	
3	Fixed Rod	1	SUS	
2	Spring Plate	1	SUS	
1	Case	1	Nylon	



TOLERANCE UNLESS OTHERWISE STATED:
 Up to 5 ±0.2
 Above 5 ~ 15 ±0.3
 Above 15 ~ 30 ±0.4
 Above 30 ~ 50 ±0.5
 Angle ±0.3°

3RD. ANGEL'S



UNITS MM

DRAWN BY: Jack Lu DATE: 03/16/16
 CHECKED BY: Jacky Chen DATE: 03/16/16
 APPROVED BY: Tony Kao DATE: 03/16/16

ITEM NO.	DESCRIPTION	DRAWN	DATE
2	更新行程位置標示	Jack	031616
1	新增尺寸2.75	Jack	071315

MAT'L	TITLE	MODLE	SCALE	DWG NO.	PART NO.	SIZE
	SWITCH	PUSH SWITCH	1 : 1	PS-22D01-S011	PS-22D01-S011	A4
SHEET NO.	1 of 1					VER R2