



DS-xx-x-S145

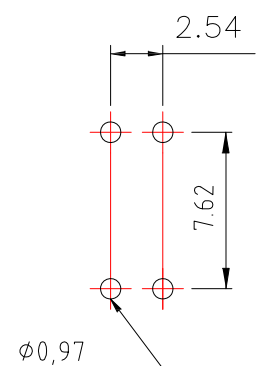
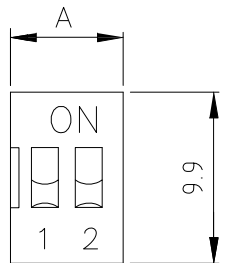
PART NO.	A	B	Color
DS-01-x	4.01		Red: Blank
DS-02-x	6.64	2.54	Black: K
DS-03-x	9.18	5.08	Blue: B
DS-04-x	11.72	7.62	
DS-05-x	14.26	10.16	
DS-06-x	16.80	12.70	
DS-07-x	19.34	15.24	
DS-08-x	21.88	17.78	
DS-09-x	24.42	20.32	
DS-10-x	26.96	22.86	
DS-11-x	29.50	25.40	
DS-12-x	32.04	27.94	

NOTE: MATERIAL: Δ BASE:UL94V-0 PBT Thermoplastic(Black)
 Δ COVER:UL94V-0 PBT Thermoplastic(Red.Black.Blue)
 Δ ACTUATORS:UL94V-0 PBT Thermoplastic(White)
 Δ CONTACT PLATING:Gold plating over nickel
 Δ PITTING MATERIAL:Epoxy

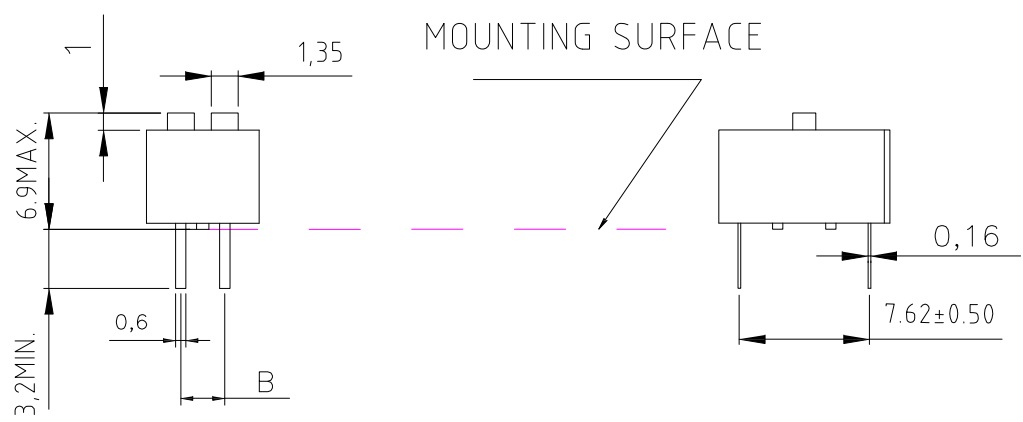
Δ ELECTRICAL
 Electrical: 2000 operations per switch-
 24 VDC,25mA.
 Non-Switching Rating: 100mA,50VDC.
 Switching Rating: 25mA,24VDC.
 Contact Resistance:50mΩ max. at initial.

Δ MECHANICAL
 Mechanical life: 2000 operations per swith.
 Stroke: 2.0mm.
 Operation Temp: -20℃ to 70℃
 Storage Temp: -40℃ to 85℃.

ON POSMON



P.C.B LAYOUT MOUNTING PATTERN



東莞市高迪電子有限公司
 DONG GUAN GAO DI ELECTRONICS CO., LTD

TOLERANCE UNLESS OTHERWISE STATED:
 Up to 5 ±0.2
 Above 5 ~ 15 ±0.3
 Above 15 ~ 30 ±0.4
 Above 30 ~ 50 ±0.5
 Angle ±0.3

3RD. ANGEL'S

UNITS MM

DRAWN BY:	DATE	MAT'L	TITLE	SWITCH
Jack Lu	11/26/15			
CHECKED BY:	DATE	FINISH	MODLE	DIP SWITCH
Jacky Chen	11/26/15			
APPROVED BY:	DATE	SCALE	DWG NO.	DS-xx-x-S145
Tony Kao	11/26/15	1 : 1		
		SHEET NO.	PART NO.	DS-xx-x-S145
		1 of 1		

ITEM NO.	DESCRIPTION	DRAWN	DATE