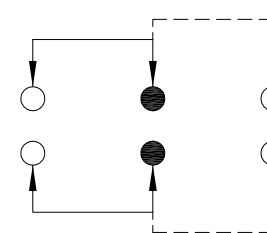
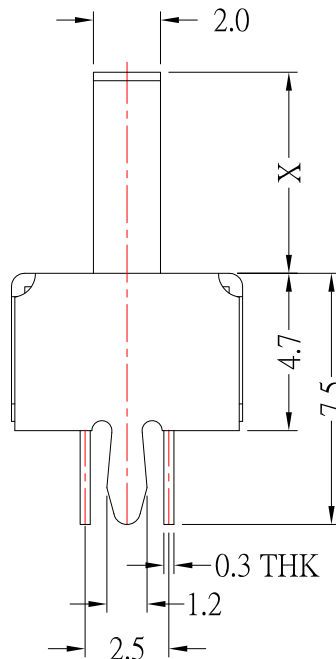
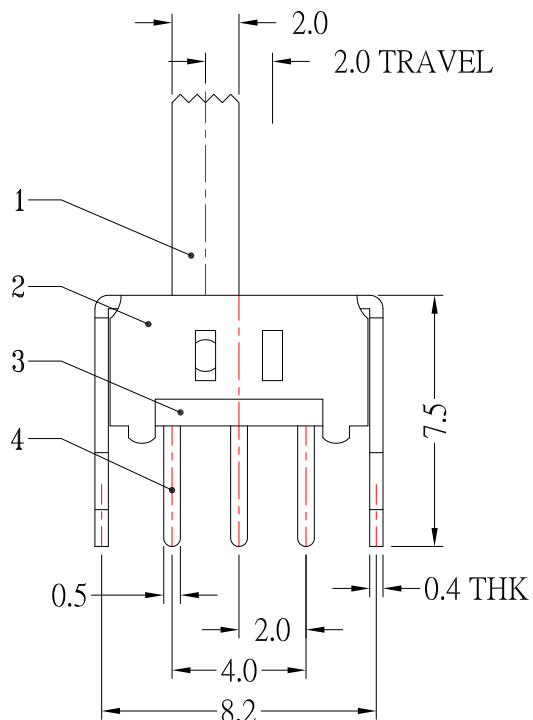


P.C.B LAYOUT
BOTTOM VIEW



SCHEMATIC



Model No.	X(mm)
SS-22D03-G2	2mm
SS-22D03-G3	3mm
SS-22D03-G4	4mm
SS-22D03-G5	5mm
SS-22D03-G6	6mm
SS-22D03-G7	7mm
SS-22D03-G8	8mm
SS-22D03-G9	9mm

SPECIFICATIONS

Rating	DC 50V 0.5A
Circuit	2P - 2T
Contact Resistance	200mΩ Max.
Insulation Resistance	100MΩ Min.
Operating Force	250gf ±100gf
Operating Life (cycles)	10,000

NO.	DESCRIPTION	QTY	MATERIAL	REMARK
6	SPRING PLATE	1	PBS	Natural
5	CONTACT CLIP	2	PBS	Ag-Plated
4	TERMINAL	6	BRASS	Ag-Plated
3	BASE	1	PHENOLIC RESIN	Natural
2	FRAME	1	SPCC	Ni-Plated
1	KNOB	1	POM	Black

ITEM NO.	DESCRIPTION	DRAWN	DATE
4	新增SPEC	Jack	112014
3	更新為A0版	Jack	040814
2	更新圖面	Jack	022514
1	更新材質	Jack	091813

東莞市高迪電子有限公司
DONG GUAN GAO DI ELECTRONICS CO., LTD

TOLERANCE UNLESS OTHERWISE STATED:

Up to 5 ±0.2
Above 5 ~ 15 ±0.3
Above 15 ~ 30 ±0.4
Above 30 ~ 50 ±0.5
Angle ±0.3°

3RD. ANGEL'S



UNITS

MM

DRAWN BY:	DATE	MAT'L	TITLE	SWITCH
Jack Lu	11/20/14			
CHECKED BY:	DATE	FINISH	MODLE	SLIDE SWITCH
Jacky Chen	11/20/14			
APPROVED BY:	DATE	SCALE	DWG NO.	SS-22D03-Gx-S191
Tony Kao	11/20/14	1 : 1		
		SHEET NO.	PART NO.	SS-22D03-Gx-S191
		1 of 1		

SIZE
A4
VER
A1