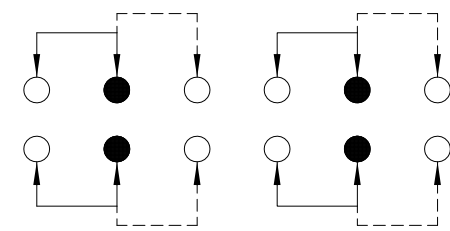
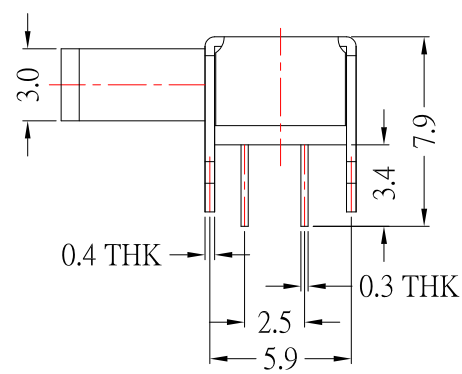
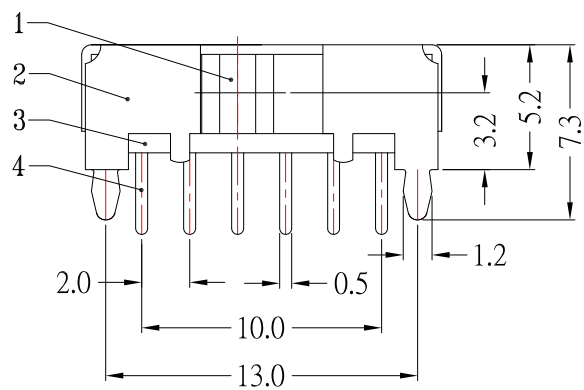


P.C.B LAYOUT  
BOTTOM VIEW



SCHEMATIC



Model No.	X(mm)
SK-42D01-G2	2.00
SK-42D01-G3	3.00
SK-42D01-G4	4.00
SK-42D01-G5	5.00
SK-42D01-G6	6.00
SK-42D01-G7	7.00
SK-42D01-G8	8.00
SK-42D01-G9	9.00

SPECIFICATIONS

Rating	0.3A 50V DC
FUNCTION	4P2T
Contact Resistance	200mΩ Max.
Insulation Resistance	100MΩ Min.
Operating Force	300gf ± 100gf
Operating Life	10,000 cycle

NO.	PARTS	MATERIALS	Q'TY	FINISH
6	SPRING PLATE	SUS	1	NATURAL
5	CONTACT CLIP	PBS	4	Ag PLATED
4	TERMINAL	BRASS	12	Ag PLATED
3	BASE	PHENOLIC RESIN	1	NATURAL
2	FRAME	STEEL	1	Ni PLATED
1	KNOB	POM	1	BLACK



TOLERANCE UNLESS OTHERWISE STATED:  
 Up to 5 ±0.2  
 Above 5 ~ 15 ±0.3  
 Above 15 ~ 30 ±0.4  
 Above 30 ~ 50 ±0.5  
 Angle ±0.3°

3RD. ANGEL'S



UNITS

MM

DRAWN BY:	DATE	MAT'L	TITLE	SWITCH
Jack Lu	11/19/14			
CHECKED BY:	DATE	FINISH	MODLE	SLIDE SWITCH
Jacky Chen	11/19/14			
APPROVED BY:	DATE	SCALE	DWG NO.	SK-42D01-Gx-S191
Tony Kao	11/19/14	1 : 1	PART NO.	SK-42D01-Gx-S191
		SHEET NO.	1 of 1	

ITEM NO.	DESCRIPTION	DRAWN	DATE
1	新增SPEC	Jack	111914