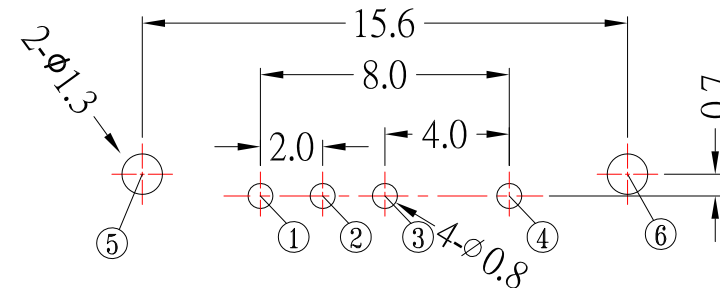
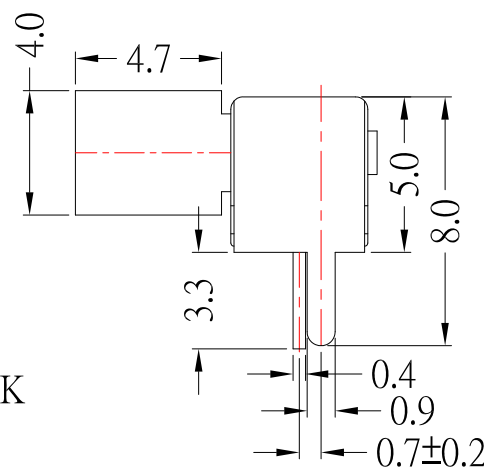
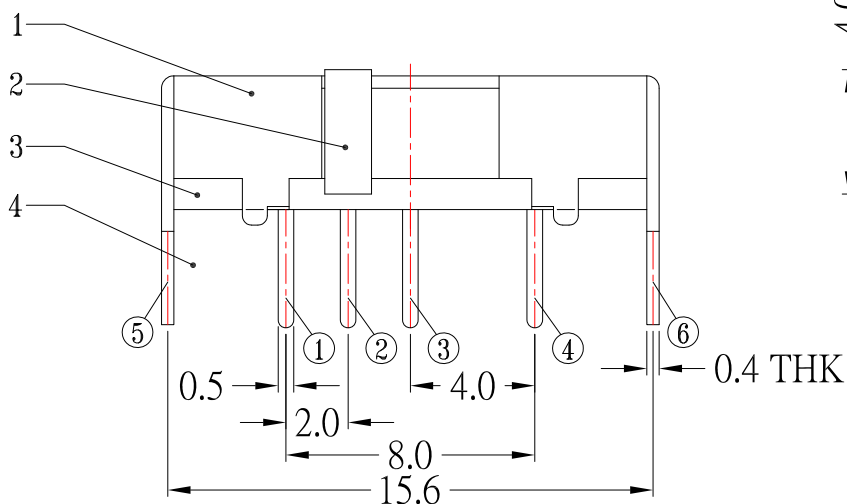


SCHEMATIC



P.C.B MOUNTING PATTERN



SPECIFICATIONS

Rating	5V , 1mA Min ; 30V , 100mA Max
Circuit	1P - 3T
Timing	Shorting
Contact Resistance	200mΩ Max.
Insulation Resistance	100MΩ Min.
Operating Force	200gf ±150gf
Operating Life (cycle)	10,000 cycles

NO.	DESCRIPTION	QTY	MATERIAL	REMARK
6	SPRING PLATE	1	PHOSPHOR BRONZE	Natural
5	CONTACT CLIP	1	PHOSPHOR BRONZE	Ag Plated
4	TERMINAL	6	BRASS	Ag Plated
3	BASE	1	PHENOLIC RESIN	Natural
2	KNOB	1	PA66	Ivory
1	FRAME	1	BRASS	Ni-Plated

ITEM NO.	DESCRIPTION	DRAWN	DATE
7	更新Operating Life	Jack	122222
6	更新PIN長尺寸	Jack	120522
5	更新樣式	Jack	112822
4	更新料號和SPEC	Jack	102022
3	更新SPEC	Jack	101922
2	新增撥柄位置不固定標示及更新SPEC	Jack	101322
1	新增SPEC和更新KNOB材質顏色	Jack	091322



TOLERANCE UNLESS OTHERWISE STATED :
 Up to 5 ±0.2
 Above 5 ~ 15 ±0.3
 Above 15 ~ 30 ±0.4
 Above 30 ~ 50 ±0.5
 Angle ±0.3°

3RD. ANGEL'S



UNITS MM

DRAWN BY:	DATE	MAT'L	TITLE	SWITCH
Jack Lu	12/22/22			
CHECKED BY:	DATE	FINISH	MODLE	SLIDE SWITCH
Jacky Chen	12/22/22			
APPROVED BY:	DATE	SCALE	DWG NO.	SK-13D15-GA5-W-S191
Tony Kao	12/22/22	1 : 1		
		SHEET NO.	PART NO.	SK-13D15-GA5-W-S191
		1 of 1		

SIZE A4
VER R7