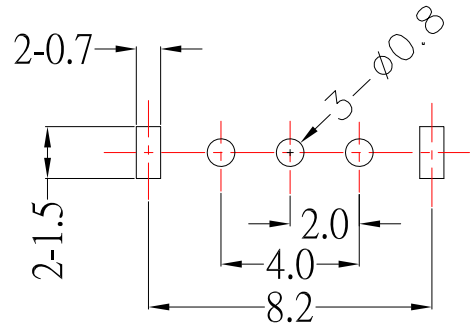
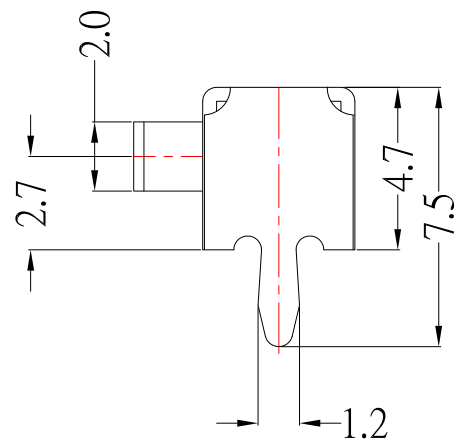
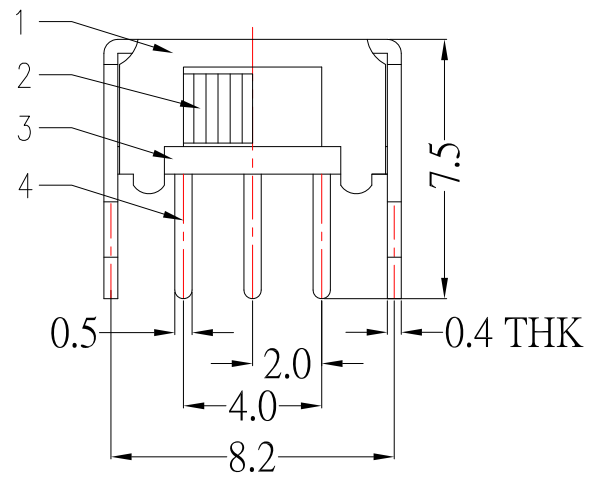


SCHEMATIC



P.C.B MOUNTING PATTERN



Model No.	X(mm)
SK-12D02-G2	2mm
SK-12D02-G3	3mm
SK-12D02-G4	4mm
SK-12D02-G5	5mm
SK-12D02-G6	6mm
SK-12D02-G7	7mm
SK-12D02-G8	8mm
SK-12D02-G9	9mm

SPECIFICATIONS

Rating	DC 50V 0.3A
Circuit	1P - 2T
Timing	Non - Shorting
Contact Resistance	200mΩ Max.
Insulation Resistance	100MΩ Min.
Operating Force	250gf ±100gf
Operating Life (cycle)	10,000 Min.

10	更新鍍層	Jack	032620
9	更新圖面	Jack	031919
8	更新PIN長度尺寸8.0改7.5	Jack	091714
7	新增PCB LAYOUT尺寸	Jack	081914
6	更新尺寸及A0版	Jack	040114
5	更新Contact Resistance:200mΩ	Jack	032014
4	更新"SPRING"鍍層	Jack	021314
3	更新材質	Jack	060313
2	更新材質	Jack	052413
1	更新材質	Jack	041513
ITEM NO.	DESCRIPTION	DRAWN	DATE



TOLERANCE UNLESS OTHERWISE STATED:

Up to 5	±0.2
Above 5 ~ 15	±0.3
Above 15 ~ 30	±0.4
Above 30 ~ 50	±0.5
Angle	±0.3°

3RD. ANGEL'S

DRAWN BY:	DATE	MAT'L	TITLE	SWITCH
Jack Lu	03/26/20			
CHECKED BY:	DATE	FINISH	MODLE	SLIDE SWITCH
Jacky Chen	03/26/20			
APPROVED BY:	DATE	SCALE	DWG NO.	SK-12D02-Gx-S191
Tony Kao	03/26/20	1 : 1		
		SHEET NO.	PART NO.	SK-12D02-Gx-S191
		1 of 1		
				SIZE A4
				VER R10