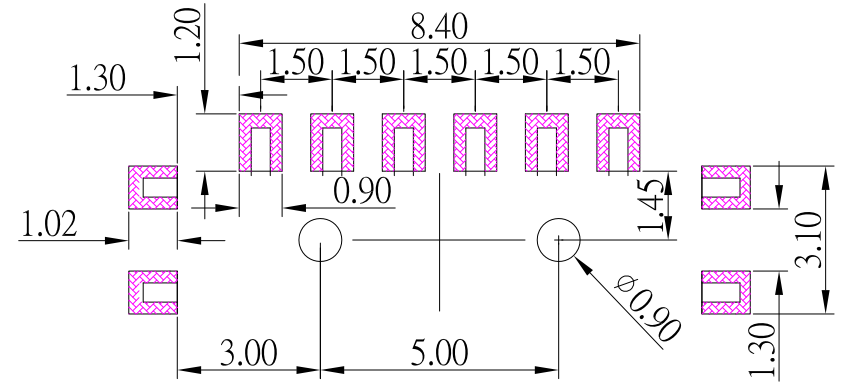
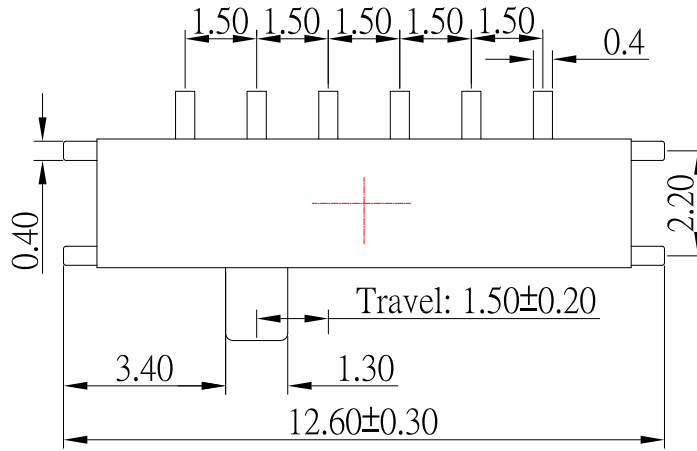
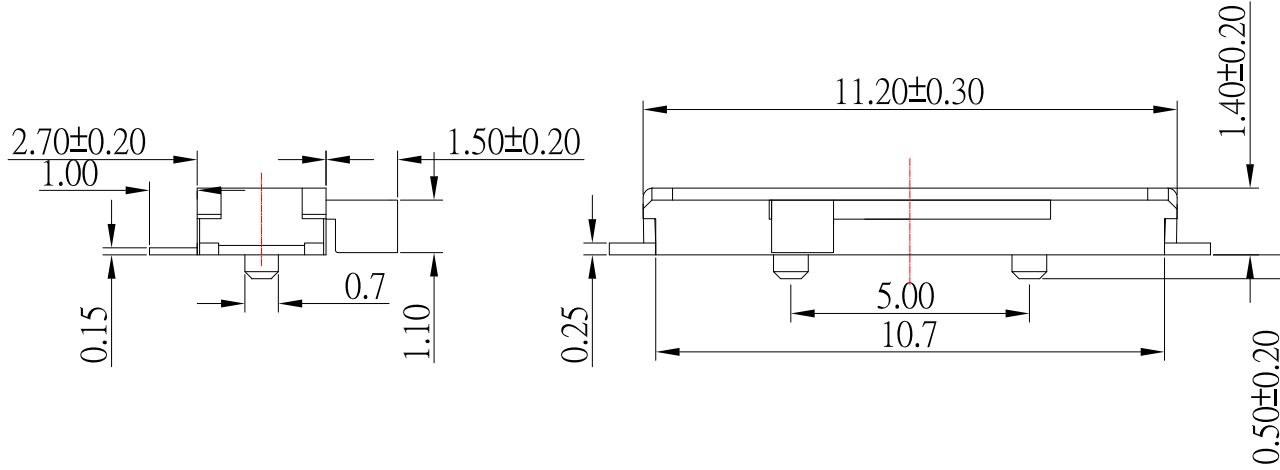


CIRCUIT DIAGRAM



P.C.B LAND PATTERN



SPECIFICATIONS

Rating	0.1A 12V DC
Insulation Resistance	50MΩ Min.
Dielectric Withstanding Voltage	AC 250 V(50Hz)1min
Contact Resistance	100mΩ Max.
Operating Force	200 ± 70gf
Operating Life	10,000 cycles

NO.	DESCRIPTION	QTY	MATERIAL	PLATING
F	SPRING	1	SUS	
E	TERMINAL	10	PHOSPHOR BRONZE	Ag plated
D	CLIP	1	BECU	Ag plated
C	COVER	1	PHOSPHOR BRONZE	Ag plated
B	CASE	1	LCP	Black
A	SLIDER	1	PA46	Black, White

ITEM NO.	DESCRIPTION	DRAWN	DATE
5	更新CIRCUIT DIAGRAM和尺寸公差和Operating Force	Jack	11/02/23
4	新增PCB LAYOUT尺寸	Jack	02/20/17
3	新增PCB LAYOUT尺寸	Jack	02/13/17
2	更新材質及更新為A0版	Jack	02/04/16
1	新增travel位置	Jack	12/11/15



TOLERANCE UNLESS OTHERWISE STATED:
 Up to 5 ±0.2
 Above 5 ~ 15 ±0.3
 Above 15 ~ 30 ±0.4
 Above 30 ~ 50 ±0.5
 Angle ±0.3°

3RD. ANGEL'S

UNITS MM

DRAWN BY:	DATE	MAT'L	TITLE	SWITCH
Jack Lu	11/02/23			
CHECKED BY:	DATE	FINISH	MODLE	SLIDE SWITCH
Jacky Chen	11/02/23			
APPROVED BY:	DATE	SCALE	DWG NO.	SS-K02G-S246
Tony Kao	11/02/23	1 : 1		
		SHEET NO.	PART NO.	SS-K02G-S246
		1 of 1		
			SIZE	A4
			VER	R5