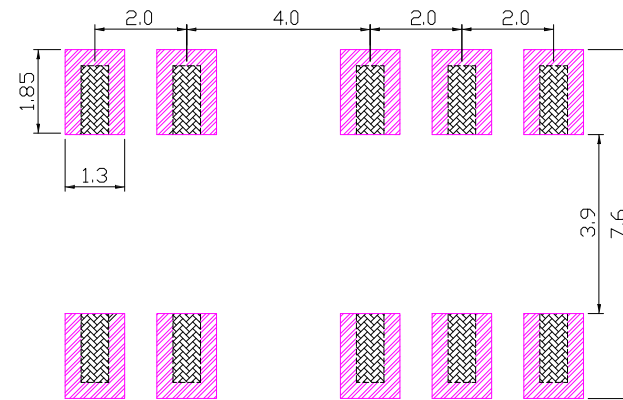
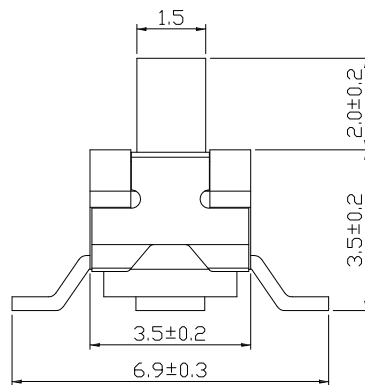
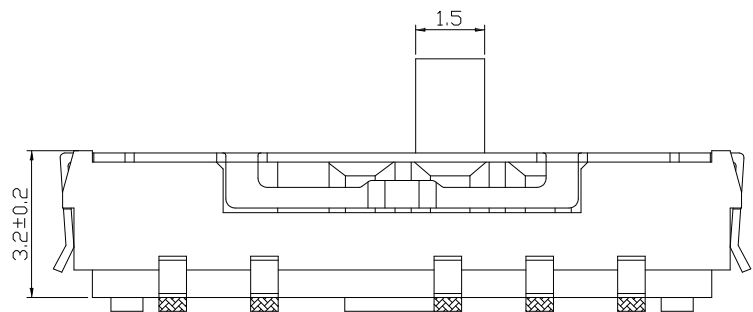


CIRCUIT DIAGRAM



P.C.B LAND PATTERN



SS-G24S-x-S246

SLIDER COLOR :

Black : B

White : W



TOLERANCE UNLESS OTHERWISE STATED

Up to 5	±0.2
Above 5 ~ 30	±0.3
Above 30 ~ 50	±0.4
Above 50	±0.5
Angle	±0.3

3RD. ANGEL'S

UNITS MM

DRAWN BY:	DATE	MAT'L	TITLE	SWITCH
Jack Lu	11/06/20			
CHECKED BY:	DATE	FINISH	MODLE	SLIDE SWITCH 180度 2P4T SMT
Jacky Chen	11/06/20			
APPROVED BY:	DATE	SCALE	DWG NO.	SS-G24S-x-S246
Tony Kao	11/06/20	1 : 1	PART NO.	SS-G24S-x-S246
		SHEET NO.	1 of 1	
				SIZE A4
				VER R1

1	新增尺寸	Jack	110620
ITEM NO.	DESCRIPTION	DRAWN	DATE