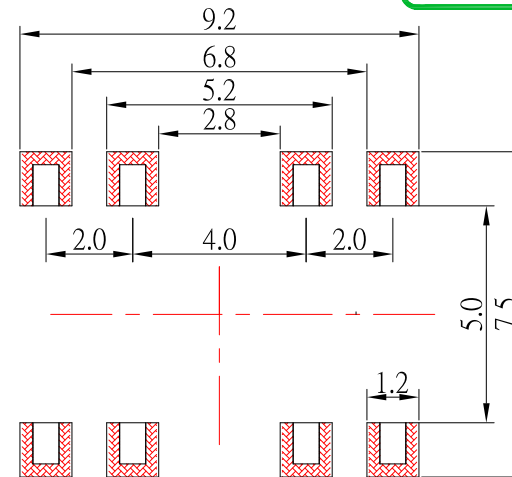


CIRCUIT DIAGRAM



P.C.B LAND PATTERN

SS-F46Sx-x-S246

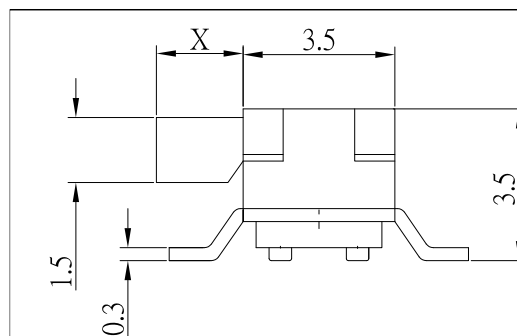
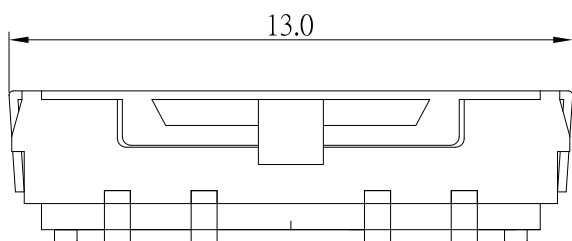
MODEL NO.	KNOB(X)
SS-F46S	2.0 mm
SS-F46SA	4.0 mm

SLIDER COLOR :

Black : B
White : Blan

SPECIFICATIONS

Rating	0.3A 6V DC
Insulation Resistance	50MΩ Min.
Dielectric Withstanding Voltage	AC 250 V(50Hz)1min
Contact Resistance	100mΩ Max.
Operating Force	200 ± 50gf
Operating Life	10,000 cycles



NO.	DESCRIPTION	QTY	MATERIAL	PLATING
E	TERMINAL	8	PHOSPHOR BRONZE	Ag plated
D	CLIP	1	BECU	Ag plated
C	COVER	1	SUS	
B	CASE	1	LCP	Black
A	SLIDER	1	PA46	
NO. DESCRIPTION		QTY	MATERIAL	PLATING



TOLERANCE UNLESS OTHERWISE STATED :

Up to 5	±0.2
Above 5 ~ 15	±0.3
Above 15 ~ 30	±0.4
Above 30 ~ 50	±0.5
Angle	±0.3°

3RD. ANGEL'S



UNITS MM

DRAWN BY: Jack Lu
 CHECKED BY: Jacky Chen
 APPROVED BY: Tony Kao

DATE: 04/26/19
 DATE: 04/26/19
 DATE: 04/26/19

MAT'L		TITLE	SWITCH
FINISH		MODLE	SLIDE SWICTH
SCALE	1 : 1	DWG NO.	SS-F46Sx-x-S246
SHEET NO.	1 of 1	PART NO.	SS-F46Sx-x-S246
		SIZE	A4
		VER	R3

ITEM NO.	DESCRIPTION	DRAWN	DATE
3	新增TRAVEL	Jack	042619
2	新增高度選項及更新料號	Jack	021916
1	更新圖面	Jack	082514