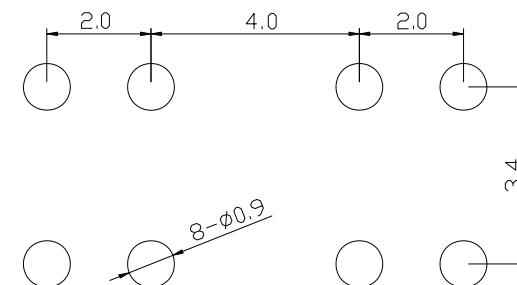


CIRCUIT DIAGRAM



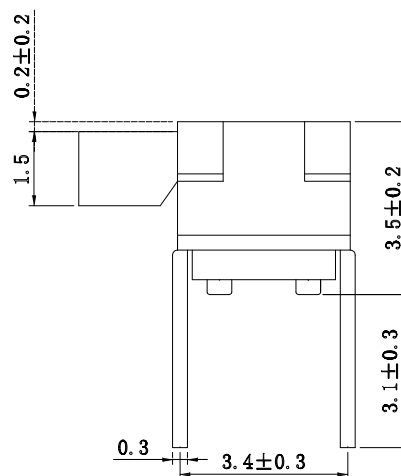
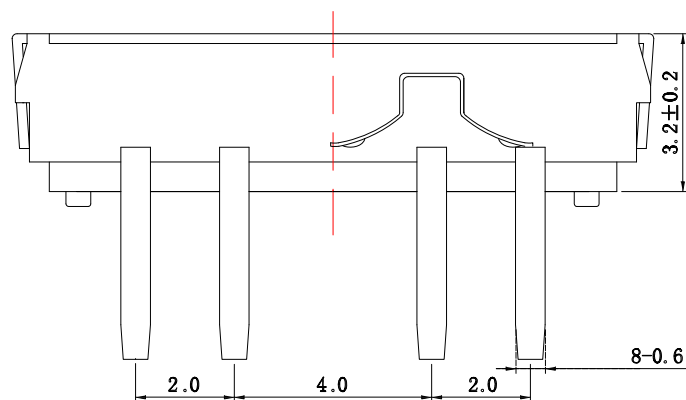
P.C.B LAND PATTERN

KNOB HEIGHT

Model	X(mm)
SS-F46-B-S246	2.0
SS-F46B-B-S246	4.0

SPECIFICATIONS

Rating	100mA 12V DC
Insulation Resistance	50MΩ Min.
Dielectric Withstanding Voltage	AC 250 V
Contact Resistance	100mΩ Max.
Operating Force	230 ± 70gf
Operating Life	10,000 cycles



5	更新樣式和材質	Jack	011623
4	更新圖面	Jack	111521
3	更新樣式	Jack	041219
2	更新為A0版	Jack	030216
1	更新圖面	Jack	082514
ITEM NO.	DESCRIPTION	DRAWN	DATE

東莞市高迪電子有限公司
DONG GUAN GAO DI ELECTRONICS CO., LTD

TOLERANCE UNLESS OTHERWISE STATED :
Up to 5 ±0.2
Above 5 ~ 15 ±0.3
Above 15 ~ 30 ±0.4
Above 30 ~ 50 ±0.5
Angle ±0.3

3RD. ANGEL'S



UNITS MM

DRAWN BY: Jack Lu
DATE: 01/16/23
CHECKED BY: Jacky Chen
DATE: 01/16/23
APPROVED BY: Tony Kao
DATE: 01/16/23

NO.	DESCRIPTION	QTY	MATERIAL	PLATING
E	TERMINAL	8	PHOSPHOR BRONZE	Ag plated
D	CLIP	2	PHOSPHOR BRONZE	Ag plated
C	COVER	1	SUS	
B	CASE	1	PA6T	Black
A	SLIDER	1	PA46	Black

MAT'L	TITLE	SWITCH
FINISH	MODLE	SLIDE SWICHTH
SCALE	1 : 1	DWG NO. SS-F46x-B-S246
SHEET NO.	1 of 1	PART NO. SS-F46x-B-S246

SIZE A4
VER R5