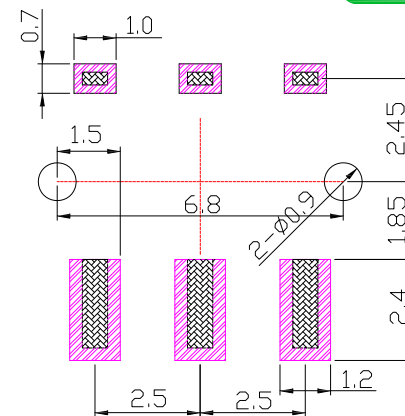
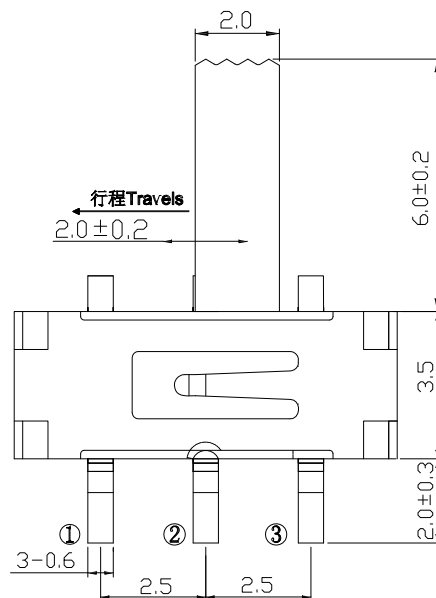
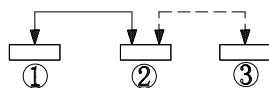




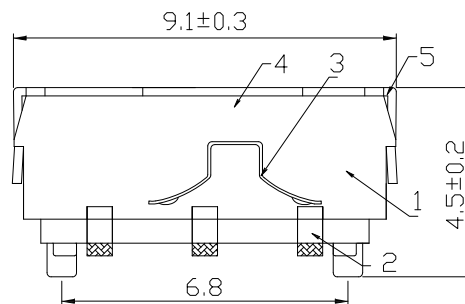
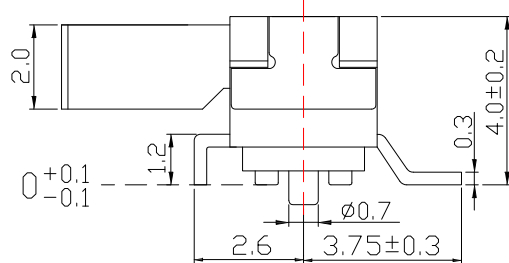
CIRCUIT DIAGRAM



P.C.B LAND PATTERN

SPECIFICATIONS

Rating	100mA , 12V DC
Insulation Resistance	100MΩ Min.
Dielectric Withstanding Voltage	AC 250 V(50Hz)1min
Contact Resistance	100mΩ Max.
Operating Force	200 ± 70gf
Operating Life	10,000 cycles



E	TERMINAL	3	PHOSPHOR BRONZE	Ag plated
D	CLIP	2	PHOSPHOR BRONZE	Ag plated
C	COVER	1	SUS	
B	BASE	1	PA	Black
A	SLIDER	1	PA	Black
NO.	DESCRIPTION	QTY	MATERIAL	PLATING



TOLERANCE UNLESS OTHERWISE STATED :  
 Up to 5 ±0.2  
 Above 5 ~ 15 ±0.3  
 Above 15 ~ 30 ±0.4  
 Above 30 ~ 50 ±0.5  
 Angle ±0.3

3RD. ANGEL'S



UNITS MM

DRAWN BY: Jack Lu  
 CHECKED BY: Jacky Chen  
 APPROVED BY: Tony Kao

DATE: 09/09/21  
 DATE: 09/09/21  
 DATE: 09/09/21

MAT'L		TITLE	SWITCH
FINISH		MODLE	SLIDE SWICHTH
SCALE	1 : 1	DWG NO.	SS-B81C-B-S246
SHEET NO.	1 of 1	PART NO.	SS-B81C-B-S246

SIZE A4  
 VER R

ITEM NO.	DESCRIPTION	DRAWN	DATE