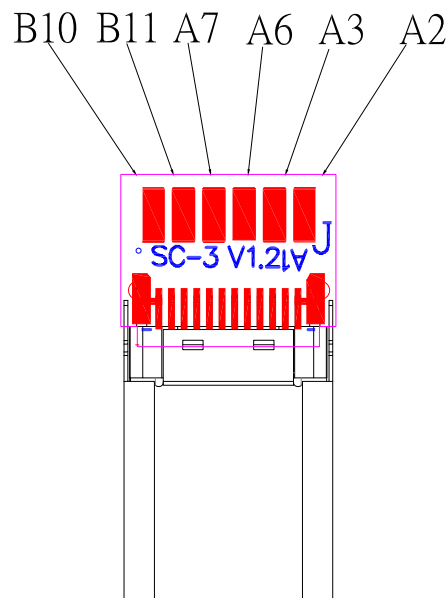
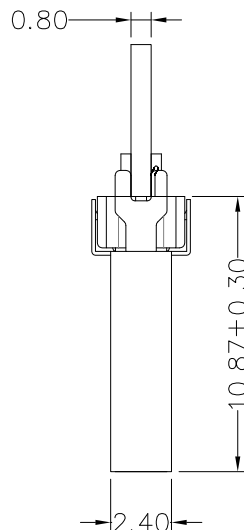
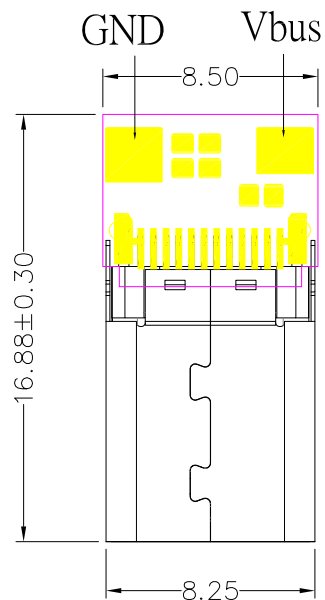




SBC-241PL9-31x-S271

鍍層厚度:

Blank : 1u"
2 : 15u"
3 : 30u"



SPECIFICATIONS

Electrical:

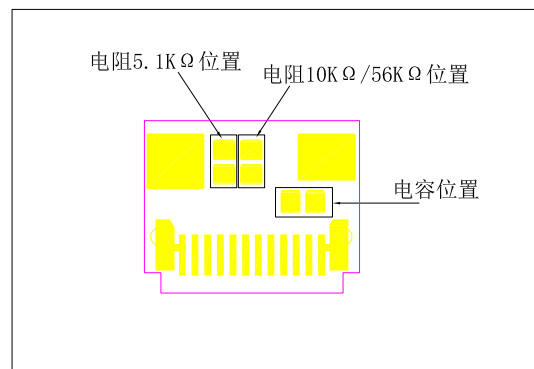
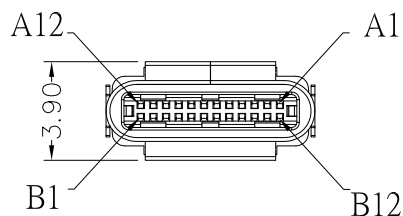
1. Rating: 3.0A
2. Contact Resistance: 40 mΩ Max
3. Insulation Resistance: 100 MΩ Min
4. Dielectric Withstanding Voltage: 100V AC

Material:

1. Housing: LCP
2. Contact: C7025
3. Shell: SUS

Finish:

1. Contact: Plated Gold in Mating Area ;
Tin Plated on Solder Balls ;
Nickel under plated overall
2. Shell: Nickel under Plated surface layer



- A1, B1, A12, B12 — GND
- A4, B4, A9, B9 — Vbus
- A5 —
- A2 — TX1+
- A3 — TX1-
- A6 — D+
- A7 — D-
- B10 — RX1-
- B11 — RX1+

2	更新圖面	Jack	111323
1	更新MODLE	Jack	122517
ITEM NO.	DESCRIPTION	DRAWN	DATE



TOLERANCE UNLESS OTHERWISE STATED:

Up to 5 ±0.2
Above 5 ~ 15 ±0.3
Above 15 ~ 30 ±0.4
Above 30 ~ 50 ±0.5
Angle ±0.3°

3RD. ANGEL'S



UNITS MM

DRAWN BY:	DATE	MATL	TITLE	CONNECTOR
Jack Lu	11/13/23			
CHECKED BY:	DATE	FINISH	MODLE	USB 3.1 TYPE C 公頭 铆合帶板 帶電阻5.1K L10.87
Jacky Chen	11/13/23			
APPROVED BY:	DATE	SCALE	DWG NO.	SBC-241PL9-31x-S271
Tony Kao	11/13/23	1 : 1	PART NO.	SBC-241PL9-31x-S271
		SHEET NO.	1 of 1	SIZE A4 VER R2