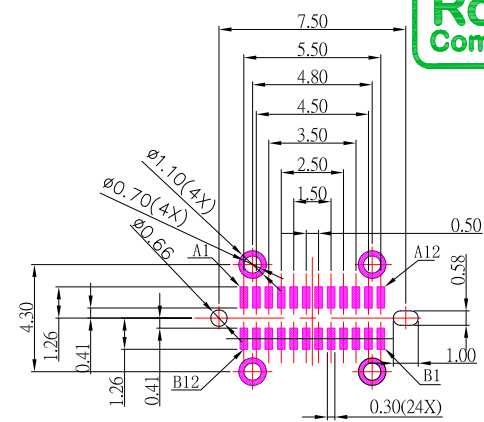




SBC-240VSE4-31x-S338

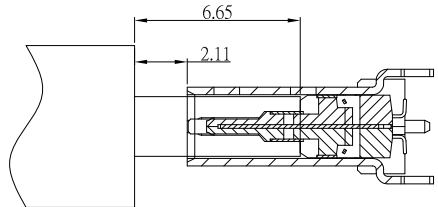
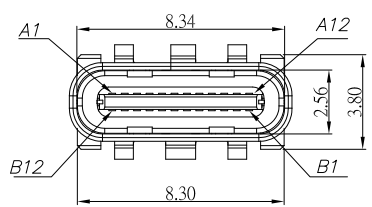
鍍層厚度：
 Blank : 1u"
 2 : 15u"
 3 : 30u"



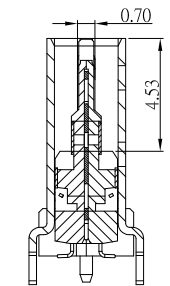
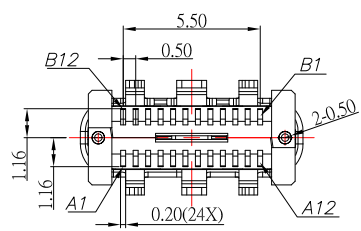
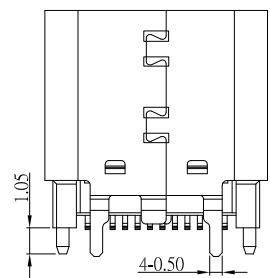
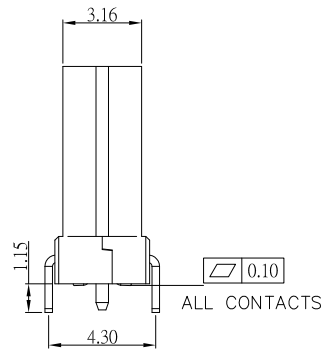
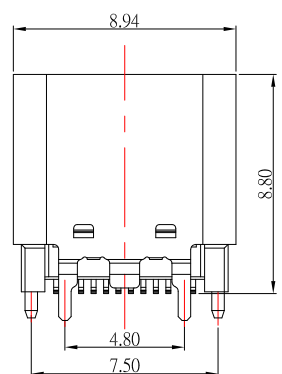
RECOMMENDED P.C.B. LAYOUT

SPECIFICATIONS

- Electrical:**
- Rating: 3.0 A , 5.0V
 - Dielectric Withstand Voltage: 100V AC
 - Contact Resistance: 40 mΩ Max
 - Insulation Resistance: 100 MΩ Min
- Mechanical:**
- Connector Mate and Unmate Force
 - Mate force: 5~20 N
 - Unmate force: 8~20 N
- Material:**
- Housing: LCP
 - Contact: C7025
 - Shell: SUS
- Finish:**
- Contact: Plated Gold in Mating Area ;
Tin Plated on Solder Balls ;
Nickel under plated overall
 - Shell: Nickel under Plated surface layer



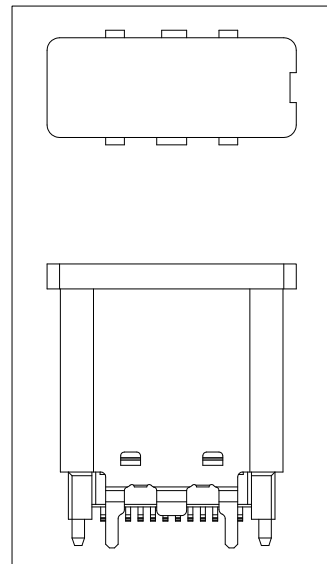
AFTER MATING



SECTION: A-A

USB TYPE-C PIN ASSIGNMENTS

PIN NUMBER	SIGNAL NAME	PIN NUMBER	SIGNAL NAME
A1	GND	B12	GND
A2	SSTxp1	B11	SSRXp1
A3	SSTXn1	B10	SSRXn1
A4	Vbus	B9	Vbus
A5	CC1	B8	SBU2
A6	Dp1	B7	Dn2
A7	Dn1	B6	Dp2
A8	SBU1	B5	CC2
A9	Vbus	B4	Vbus
A10	SSRXn2	B3	SSTXn2
A11	SSRXp2	B2	SSTxp2
A12	GND	B1	GND



ITEM NO.	DESCRIPTION	DRAWN	DATE
3	更新圖面	Jack	041222
2	更新材質	Jack	041122
1	更新圖面	Jack	020421

東莞市高迪電子有限公司
DONG GUAN GAO DI ELECTRONICS CO., LTD

TOLERANCE UNLESS OTHERWISE STATED:
 Up to 5 ±0.2
 Above 5 ~ 15 ±0.3
 Above 15 ~ 30 ±0.4
 Above 30 ~ 50 ±0.5
 Angle ±0.3°

3RD. ANGEL'S

UNITS MM

DRAWN BY:	DATE	MAT'L	TITLE	CONNECTOR
Jack Lu	04/12/22		MODLE	USB 3.1 TYPE C 直立式 SMT L:8.8 mm
CHECKED BY:	DATE	FINISH	SCALE	1 : 1
Jacky Chen	04/12/22		DWG NO.	SBC-240VSE4-31x-S338
APPROVED BY:	DATE	SHEET NO.	PART NO.	SBC-240VSE4-31x-S338
Tony Kao	04/12/22	1 of 1		